



J. M. HOSIERY & CO. LIMITED

(Formerly Todi Hosiery Ltd.)

MANUFACTURERS OF QUALITY HOSIERY GOODS

Corporate Office : PS Srijan Tech-Park, 10th Floor, DN-52, Sector-V, Salt Lake City
Kolkata - 700 091 (INDIA), Tel : 91-33-4040 2121, Fax : 91-33-4001 2001

J.M.Hosiery & Co. Limited SHAREHOLDING PATTERN


Pre scheme shareholding pattern of J.M Hosiery & Co. Limited as on 30th June , 2018

SL N	NAME OF SHAREHOLDER	NO. OF EQUITY SHARES HELD	FACE VALUE OF SHARES HELD	AMOUNT	PERCENTAGE OF SHAREHOLDING (%)
1	ASHOK KUMAR TODI (HUF)	39000	10	390000	0.52
2	PRADIP KUMAR TODI (HUF)	46000	10	460000	0.62
3	NAVIN KUMAR TODI	661701	10	6617010	8.89
4	RAHUL KUMAR TODI	662701	10	6627010	8.90
5	LUX HOSIERY INDUSTRIES LIMITED	84000	10	840000	1.13
6	BIMLA DEVI TODI	18000	10	180000	0.24
7	SHOBHA DEVI TODI	18000	10	180000	0.24
8	HOLLYFIELD TRADERS PRIVATE LIMITED	2044113	10	20441130	27.45
9	PRABHA DEVI TODI	148000	10	1480000	1.99
10	ASHOK KUMAR TODI	658000	10	6580000	8.84
11	PRADIP KUMAR TODI	651000	10	6510000	8.74
12	UDIT TODI	1207745	10	12077450	16.22
13	SAKET TODI	1207746	10	12077460	16.22
	TOTAL	7446006		74460060	100

Note : As JMHCL will get merged into LIL post the merger, post- scheme shareholding pattern is not applicable.

For J.M. Hosiery & Co. Limited

PRADIP KUMAR TODI
(Director)
DIN:00246268



CIN : U25191WB1997PTC084787

EBELL FASHIONS PRIVATE LIMITED

PS Srijan Tech Park, DN-52, 10th Floor
Salt Lake City, Sector - V, Kolkata - 700091
Tel. : 91-33-4040 2121, Fax : 91-33-4001 2001
E-mail : info@luxinnerwear.com
info@ebellfashions.com


Ebell Fashions Private Limited SHAREHOLDING PATTERN

Pre scheme shareholding pattern of Ebell Fashions Private Limited as on 30th June , 2018

SL NO	NAME OF SHAREHOLDER	NO. OF EQUITY SHARES HELD	FACE VALUE OF SHARES HELD	AMOUNT	PERCENTAGE OF SHAREHOLDING(%)
1	Bimla Devi Todi	17500	10	175000	7.45
2	Shobha Devi Todi	17500	10	175000	7.45
3	Hollyfield Traders Private Limited	100000	10	1000000	42.55
4	Rahul Kumar Todi	23500	10	235000	10.00
5	Navin Kumar Todi	23500	10	235000	10.00
6	Saket Todi	26500	10	265000	11.28
7	Udit Todi	26500	10	265000	11.28
	TOTAL	235000		2350000	100

Note : As EFPL will get merged into LIL post the merger, post- scheme shareholding pattern is not applicable.

For Ebell Fashions Private Limited



UDIT TODI
(Director)
DIN:02017579



Format of Holding of Specified securities

PRE MERGER SHAREHOLDING

1. Name of Listed Entity:LUX INDUSTRIES LIMITED
2. Scrip Code/Name of Scrip/Class of Security:539542,LUXIND,EQUITY SHARES
3. Share Holding Pattern Filed under: Reg.31(1)(b).
 - a. if under 31(1)(b) then indicate the report for quarter ending 31/12/2019
 - b. if under 31(1)(c) then indicate date of allotment/extinguishment- NA
4. Declaration : The Listed entity is required to submit the following declaration to the extent of submission of information:

	Particulars	YES*	NO*
a	Whether the Listed Entity has issued any partly paid up shares		NO
b	Whether the Listed Entity has issued any Convertible Securities or Warrants?		NO
c	Whether the Listed Entity has any shares against which depository receipts are issued?		NO
d	Whether the Listed Entity has any shares in locked-in?		NO
e	Whether any shares held by promoters are pledge or otherwise encumbered?		NO

*if the Listed Entity selectes the option 'NO' for the questions above, the columns for the partly paid up shares, Outstanding Convertible Securities/Warrants, depository receipts, locked-in shares, No of shares pledged or otherwise encumbered by promoters, as applicable, shall not be displayed at the time of dissemination on the Stock Exchange website. Also wherever there is 'No' declared by Listed entity in above table the values will be considered as 'Zero' by default on submission of the format of holding of specified securities.

- 5 The tabular format for disclosure of holding of specified securities is as follows:




Table 1 - Summary Statement holding of specified securities

Category	Category of Shareholder	No of Shareholders	No of fully paid up equity shares held	No of Partly paid-up equity shares held	No of Shares Underlying Depository Receipts	Total No of Shares Held (VII) = (IV)+(V)+(VI)	Shareholding as a % of total no of shares (As a % of (A+B+C))	Number of Voting Rights held in each class of securities			No of Shares Underlying Outstanding convertible securities (Including Warrants)	Shareholding as a % assuming full conversion of convertible Securities (as a percentage of diluted share capital)	Number of Locked in Shares		Number of Shares pledged or otherwise encumbered		Number of equity shares held in dematerialized form		
								No of Voting Rights		Total as a % of (A+B+C)			No.	As a % of total Shares held	No.	As a % of total Shares held			
								Class X	Class Y	Total									
(I)	(II)	(III)	(IV)	(V)	(VI)	(VII)	(VIII)	(IX)			(X)	(XI)	(XII)		(XIII)	(XIV)			
(A)	Promoter & Promoter Group	9	17552834	0	0	17552834	69.51	17552834	0	17552834	69.51	0	69.51	0	0.00	0	0.00	17552834	
(B)	Public	12186	7700166	0	0	7700166	30.49	7700166	0	7700166	30.49	0	30.49	0	0.00	NA	NA	7697912	
(C)	Non Promoter-Non Public						NA				0.00	0	NA	0	0.00	NA	NA	0	
(C1)	Shares underlying DRs	0	0	0	0	0	0.00	0	0	0	0.00	0	0.00	0	0.00	NA	NA	0	
(C2)	Shares held by Employees Trusts	0	0	0	0	0	0.00	0	0	0	0.00	0	0.00	0	0.00	NA	NA	0	
	Total:		12195	25253000	0	0	25253000	100.00	25253000	0	25253000	100.00	0	100.00	0	0.00	0	0.00	25250746




Table II - Statement showing shareholding pattern of the Promoter and Promoter Group

Category	Category & Name of the Shareholder	PAN	No of Shareholders	No of fully paid up equity shares held	No of Partly paid-up equity shares held	No of Shares Underlying Depository Receipts	Total No of Shares Held (IV+V+VI)	Shareholding as a % of total no of shares (calculated as per SCRR, 1957 (VIII) As a % of (A+B+C2)	Number of Voting Rights held in each class of securities			No of Shares Underlying convertible securities (including Warrants)	Shareholding as a % assuming full conversion of convertible Securities (as a percentage of diluted share capital) (VII)+(X) As a % of (A+B+C2)	Number of Locked in Shares		Number of Shares pledged or otherwise encumbered		Number of equity shares held in dematerialized form	
									No of Voting Rights		Total			No.	As a %	No.	As a % of		
									Class X	Class Y	Total								
									(I)	(II)	(III)			(IV)	(V)	(VI)	(VII)		(VIII)
(1)	Indian																		
(a)	Individuals/Hindu undivided Family		9	17552834	0	0	17552834	69.51	17552834	0	17552834	69.51	0	69.51	0	0.00	0	0.00	17552834
	PRABHA DEVI TODI		1	3623000	0	0	3623000	14.35	3623000	0	3623000	14.35	0	14.35	0	0.00	0	0.00	3623000
	ASHOK KUMAR TODI		1	3467834	0	0	3467834	13.73	3467834	0	3467834	13.73	0	13.73	0	0.00	0	0.00	3467834
	PRADIP KUMAR TODI		1	4232500	0	0	4232500	16.76	4232500	0	4232500	16.76	0	16.76	0	0.00	0	0.00	4232500
	NEHA TODI		1	50000	0	0	50000	0.20	50000	0	50000	0.20	0	0.20	0	0.00	0	0.00	50000
	BIMLA DEVI TODI		1	3280000	0	0	3280000	12.99	3280000	0	3280000	12.99	0	12.99	0	0.00	0	0.00	3280000
	SHOBHA DEVI TODI		1	2527500	0	0	2527500	10.01	2527500	0	2527500	10.01	0	10.01	0	0.00	0	0.00	2527500
	SHILPA PANKAJKUMAR AGARWAL		1	50000	0	0	50000	0.20	50000	0	50000	0.20	0	0.20	0	0.00	0	0.00	50000
	UDIT TODI		1	186000	0	0	186000	0.74	186000	0	186000	0.74	0	0.74	0	0.00	0	0.00	186000
	SAKET TODI		1	136000	0	0	136000	0.54	136000	0	136000	0.54	0	0.54	0	0.00	0	0.00	136000
(b)	Central Government/State Government(s)		0	0	0	0	0	0.00	0	0	0	0.00	0	0.00	0	0.00	0	0.00	0
(c)	Financial Institutions/Banks		0	0	0	0	0	0.00	0	0	0	0.00	0	0.00	0	0.00	0	0.00	0
(d)	Any Other		0	0	0	0	0	0.00	0	0	0	0.00	0	0.00	0	0.00	0	0.00	0
	Sub-Total (A)(1)		9	17552834	0	0	17552834	69.51	17552834	0	17552834	69.51	0	69.51	0	0.00	0	0.00	17552834
(2)	Foreign																		
(a)	Individuals (Non-Resident Individuals/Foreign		0	0	0	0	0	0.00	0	0	0	0.00	0	0.00	0	0.00	0	0.00	0
(b)	Government		0	0	0	0	0	0.00	0	0	0	0.00	0	0.00	0	0.00	0	0.00	0
(c)	Institutions		0	0	0	0	0	0.00	0	0	0	0.00	0	0.00	0	0.00	0	0.00	0
(d)	Foreign Portfolio Investor		0	0	0	0	0	0.00	0	0	0	0.00	0	0.00	0	0.00	0	0.00	0
(e)	Any Other		0	0	0	0	0	0.00	0	0	0	0.00	0	0.00	0	0.00	0	0.00	0
	Sub-Total (A)(2)		0	0	0	0	0	0.00	0	0	0	0.00	0	0.00	0	0.00	0	0.00	0
	Total Shareholding of Promoter and Promote		9	17552834	0	0	17552834	69.51	17552834	0	17552834	69.51	0	69.51	0	0.00	0	0.00	17552834




Table III - Statement showing shareholding pattern of the Public shareholder

Category	Category & Name of the Shareholder	PAN	No of Shareholders	No of fully paid up equity shares held	No of Partly paid-up equity shares held	No of Shares Underlying Depository Receipts	Total No of Shares Held (IV+V+VI)	Shareholding as a % of total no of shares (A+B+C2)	Number of Voting Rights held in each class of securities			No of Shares Underlying Outstanding convertible securities (Including Warrants)	Shareholding as a % assuming full conversion of convertible Securities (as a percentage of diluted share capital)	Number of Locked in Shares		Number of Shares pledged or otherwise encumbered		Number of equity shares held in dematerialized form	
									No of Voting Rights		Total			No.	As a %	No.	As a % of		
									Class X	Class Y	Total								
									(I)	(II)	(III)			(IV)	(V)	(VI)	(VII)		(VIII)
(1)	Institutions																		
(a)	Mutual Funds		3	766189	0	0	766189	3.03	766189	0	766189	3.03	0	3.03	0	0.00	NA	NA	766189
	KOTAK SMALL CAP FUND		1	765805	0	0	765805	3.03	765805	0	765805	3.03	0	3.03	0	0.00	NA	NA	765805
(b)	Venture Capital Funds		0	0	0	0	0	0.00	0	0	0	0.00	0	0.00	0	0.00	NA	NA	0
(c)	Alternate Investment Funds		0	0	0	0	0	0.00	0	0	0	0.00	0	0.00	0	0.00	NA	NA	0
(d)	Foreign Venture Capital Investors		0	0	0	0	0	0.00	0	0	0	0.00	0	0.00	0	0.00	NA	NA	0
(e)	Foreign Portfolio Investors		43	1044835	0	0	1044835	4.14	1044835	0	1044835	4.14	0	4.14	0	0.00	NA	NA	1044835
	JUPITER INDIA FUND		1	454228	0	0	454228	1.80	454228	0	454228	1.80	0	1.80	0	0.00	NA	NA	454228
(f)	Financial Institutions/Banks		2	6830	0	0	6830	0.03	6830	0	6830	0.03	0	0.03	0	0.00	NA	NA	6830
(g)	Insurance Companies		0	0	0	0	0	0.00	0	0	0	0.00	0	0.00	0	0.00	NA	NA	0
(h)	Provident Funds/Pension Funds		0	0	0	0	0	0.00	0	0	0	0.00	0	0.00	0	0.00	NA	NA	0
(i)	Any Other																		
	Sub Total (B)(1)		48	1817854	0	0	1817854	7.20	1817854	0	1817854	7.20	0	7.20	0	0.00	NA	NA	1817854
(2)	Central Government/State Government(s)/President of India		0	0	0	0	0	0.00	0	0	0	0.00	0	0.00	0	0.00	NA	NA	0
	Sub Total (B)(2)		0	0	0	0	0	0.00	0	0	0	0.00	0	0.00	0	0.00	NA	NA	0
(3)	Non-Institutions																		
(a)	i. Individual shareholders holding nominal share capital up to 10%		11557	2522137	0	0	2522137	9.99	2522137	0	2522137	9.99	0	9.99	0	0.00	NA	NA	2519883
	ii. Individual shareholders holding nominal share capital in excess of 10%		3	321000	0	0	321000	1.27	321000	0	321000	1.27	0	1.27	0	0.00	NA	NA	321000
(b)	NBFCs Registered with RBI		2	60099	0	0	60099	0.24	60099	0	60099	0.24	0	0.24	0	0.00	NA	NA	60099
(c)	Employee Trusts		0	0	0	0	0	0.00	0	0	0	0.00	0	0.00	0	0.00	NA	NA	0
(d)	Overseas Depositories (Holding DRs)(Balancing figure)		0	0	0	0	0	0.00	0	0	0	0.00	0	0.00	0	0.00	NA	NA	0
(e)	Any Other																		
	TRUSTS		6	4017	0	0	4017	0.02	4017	0	4017	0.02	0	0.02	0	0.00	NA	NA	4017
	ALTERNATIVE INVESTMENT FUND		1	304300	0	0	304300	1.21	304300	0	304300	1.21	0	1.21	0	0.00	NA	NA	304300
	ABAKUS GROWTH FUND-1		1	304300	0	0	304300	1.21	304300	0	304300	1.21	0	1.21	0	0.00	NA	NA	304300
	NON RESIDENT INDIANS		92	59731	0	0	59731	0.24	59731	0	59731	0.24	0	0.24	0	0.00	NA	NA	59731
	CLEARING MEMBERS		116	49989	0	0	49989	0.20	49989	0	49989	0.20	0	0.20	0	0.00	NA	NA	49989
	NON RESIDENT INDIAN NON REPATRIABLE		61	34189	0	0	34189	0.14	34189	0	34189	0.14	0	0.14	0	0.00	NA	NA	34189
	BODIES CORPORATES		299	2517140	0	0	2517140	9.97	2517140	0	2517140	9.97	0	9.97	0	0.00	NA	NA	2517140
	PANGHAT VANIYA PRIVATE LIMITED		1	609000	0	0	609000	2.41	609000	0	609000	2.41	0	2.41	0	0.00	NA	NA	609000
	MANGALNIDHI MERCANTILE PRIVATE LIMITED		1	445000	0	0	445000	1.76	445000	0	445000	1.76	0	1.76	0	0.00	NA	NA	445000
	I E P F		1	9710	0	0	9710	0.04	9710	0	9710	0.04	0	0.04	0	0.00	NA	NA	9710
	Sub Total (B)(3)		12138	5882312	0	0	5882312	23.29	5882312	0	5882312	23.29	0	23.29	0	0.00			5880058
	Total Public Shareholding (B) = (B)(1)+(B)(2)+(B)(3)		12186	7700166	0	0	7700166	30.49	7700166	0	7700166	30.49	0	30.49	0	0.00			7697912






Table IV - Statement showing shareholding pattern of the Non Promoter - Non Public Shareholder


Category	Category & Name of the Shareholder	PAN	No of Shareholders	No of fully paid up equity shares held	No of Partly paid-up equity shares held	No of Shares Underlying Depository Receipts	Total No of Shares Held (IV+V+VI)	Shareholding as a % of total no of shares (A+B+C2)	Number of Voting Rights held in each class of securities			No of Shares Underlying Outstanding convertible securities (Including Warrants)	Shareholding as a % assuming full conversion of convertible Securities (as a percentage of diluted share capital)	Number of Locked in Shares		Number of Shares pledged or otherwise encumbered		Number of equity shares held in dematerialized form	
									No of Voting Rights		Total			No.	As a %	No.	As a % of		
									Class X	Class Y	Total								
(I)	(II)	(III)	(IV)	(V)	(VI)	(VII)	(VIII)	(IX)			(X)	(XI)	(XII)		(XIII)		(XIV)		
(1)	Custodian/DR Holder		0	0	0	0	0	0.00	0	0	0	0.00	0	0.00	0	0.00	NA	NA	0
(2)	Employee Benefit Trust (under SEBI(Share based Employee Benefit) Reg		0	0	0	0	0	0.00	0	0	0	0.00	0	0.00	0	0.00	NA	NA	0
Total Non-Promoter-Non Public Shareholding (C) = (C)(1)+(C)(2)			0	0	0	0	0	0.00	0	0	0	0.00	0	0.00					0



Details of the shareholders acting as persons in Concert including their Shareholding:			
Name of Shareholder	Name of PAC	No of shares	Holding%
Total:		0	0



Details of Shares which remain unclaimed may be given hear along with details such as number of shareholders,	
No of Shareholders	No of shares



Format of Holding of Specified securities

POST MERGER SHAREHOLDING

1. Name of Listed Entity:LUX INDUSTRIES LIMITED
2. Scrip Code/Name of Scrip/Class of Security:539542,LUXIND,EQUITY SHARES
3. Share Holding Pattern Filed under: Reg.31(1)(c)
b. if under 31(1)(c) then indicate date of allotment/extinguishment
4. Declaration : The Listed entity is required to submit the following declaration to the extent of submission of information:

	Particulars	YES*	NO*
a	Whether the Listed Entity has issued any partly paid up shares		NO*
b	Whether the Listed Entity has issued any Convertible Securities or Warrants?		NO*
c	Whether the Listed Entity has any shares against which depository receipts are issued?		NO*
d	Whether the Listed Entity has any shares in locked-in?		NO*
e	Whether any shares held by promoters are pledge or otherwise encumbered?		NO*

*if the Listed Entity selectes the option 'NO' for the questions above, the columns for the partly paid up shares, Outstanding Convertible Securities/Warrants, depository receipts, locked-in shares, No of shares pledged or otherwise encumbered by promoters, as applicable, shall not be displayed at the time of dissemination on the Stock Exchange website. Also wherever there is 'No' declared by Listed entity in above table the values will be considered as 'Zero' by default on submission of the format of holding of specified securities.

- 5 The tabular format for disclosure of holding of specified securities is as follows:




Table I - Summary Statement holding of specified securities

Category	Category of Shareholder	No of Shareholders	No of fully paid up equity shares held	No of Partly paid-up equity shares held	No of Shares Underlying Depository Receipts	Total No of Shares Held (VII) = (IV)+(V)+(VI)	Shareholding as a % of total no of shares (As a % of (A+B+C))	Number of Voting Rights held in each class of securities			No of Shares Underlying Outstanding convertible securities (Including Warrants)	Shareholding as a % assuming full conversion of convertible Securities (as a percentage of diluted share capital)	Number of Locked in Shares		Number of Shares pledged or otherwise encumbered	Number of equity shares held in dematerialized form		
								Class X	Class Y	Total			No.	As a % of total Shares held			No.	As a % of total Shares held
(I)	(II)	(III)	(IV)	(V)	(VI)	(VII)	(VIII)	(IX)			(X)	(XI)	(XII)	(XIII)	(XIV)			
(A)	Promoter & Promoter Group	14	22371516	0	0	22371516	74.39	22371516	0	22371516	74.39	0	74.39	0	0.00	0	0.00	22371516
(B)	Public	12186	7700166	0	0	7700166	25.61	7700166	0	7700166	25.61	0	25.61	0	0.00	NA	NA	7697912
(C)	Non Promoter-Non Public						NA				0.00	0	NA		0.00	NA	NA	0
(C1)	Shares underlying DRs		0	0	0	0	0.00	0	0	0	0.00	0	0.00	0	0.00	NA	NA	0
(C2)	Shares held by Employes Trusts		0	0	0	0	0.00	0	0	0	0.00	0	0.00	0	0.00	NA	NA	0
	Total:	12200	30071681.7	0	0	30071682	100.00	30071681.7	0	30071682	100.00	0	100.00	0	0.00	0	0.00	30069428




Table II - Statement showing shareholding pattern of the Promoter and Promoter Group

Category	Category & Name of the Shareholder	PAN	No of Shareholders	No of fully paid up equity shares held	No of Partly paid-up equity shares held	No of Shares Underlying Depository Receipts	Total No of Shares Held (IV+V+VI)	Shareholding as a % of total no of shares (calculated as per SCRR, 1957 (VIII) As a % of (A+B+C2)	Number of Voting Rights held in each class of securities			No of Shares Underlying Outstanding convertible securities (including Warrants)	Shareholding as a % assuming full conversion of convertible Securities (as a percentage of diluted share capital) (VII)+(X) As a % of (A+B+C2)	Number of Locked in Shares		Number of Shares pledged or otherwise encumbered		Number of equity shares held in dematerialized form	
									No of Voting Rights		Total			No.	As a %	No.	As a % of		
									Class X	Class Y	Total								
									(I)	(II)	(III)			(IV)	(V)	(VI)	(VII)		(VIII)
(1)	Indian																		
(a)	Individuals/Hindu undivided Family		13	20636723	0	0	20636723	68.63	20636723	0	20636723	68.63	0	68.63	0	0.00	0	0.00	20636723
	PRABHA DEVI TODI		1	3665920	0	0	3665920	12.19	3665920	0	3665920	12.19	0	12.19	0	0.00	0	0.00	3665920
	ASHOK KUMAR TODI		1	3658654	0	0	3658654	12.17	3658654	0	3658654	12.17	0	12.17	0	0.00	0	0.00	3658654
	PRADIP KUMAR TODI		1	4421290	0	0	4421290	14.70	4421290	0	4421290	14.70	0	14.70	0	0.00	0	0.00	4421290
	NEHA TODI		1	50000	0	0	50000	0.17	50000	0	50000	0.17	0	0.17	0	0.00	0	0.00	50000
	BIMLA DEVI TODI		1	3485070	0	0	3485070	11.59	3485070	0	3485070	11.59	0	11.59	0	0.00	0	0.00	3485070
	SHOBHA DEVI TODI		1	2732570	0	0	2732570	9.09	2732570	0	2732570	9.09	0	9.09	0	0.00	0	0.00	2732570
	SHILPA PANKAJKUMAR AGARWAL		1	50000	0	0	50000	0.17	50000	0	50000	0.17	0	0.17	0	0.00	0	0.00	50000
	UDIT TODI		1	838876	0	0	838876	2.79	838876	0	838876.05	2.79	0	2.79	0	0.00	0	0.00	838876
	SAKET TODI		1	788876	0	0	788876	2.62	788876	0	788876.34	2.62	0	2.62	0	0.00	0	0.00	788876
	RAHUL TODI		1	460553	0	0	460553	1.53	460553	0	460553.29	1.53	0	1.53	0	0.00	0	0.00	460553
	NAVIN TODI		1	460263	0	0	460263	1.53	460263	0	460263.29	1.53	0	1.53	0	0.00	0	0.00	460263
	ASHOK KUMAR TODI(HUF)		1	11310	0	0	11310	0.04	11310	0	11310	0.04	0	0.04	0	0.00	0	0.00	11310
	PRADIP KUMAR TODI(HUF)		1	13340	0	0	13340	0.04	13340	0	13340	0.04	0	0.04	0	0.00	0	0.00	13340
(b)	Central Government/State Government(s)		0	0	0	0	0	0.00	0	0	0	0.00	0	0.00	0	0.00	0	0.00	0
(c)	Financial Institutions/Banks		0	0	0	0	0	0.00	0	0	0	0.00	0	0.00	0	0.00	0	0.00	0
(d)	Any Other		0	0	0	0	0	0.00	0	0	0	0.00	0	0.00	0	0.00	0	0.00	0
	Sub-Total (A)(1)		13	20636723	0	0	20636723	68.63	20636723	0	20636723	68.63	0	68.63	0	0.00	0	0.00	20636723
(2)	Foreign																		
(a)	Individuals (Non-Resident Individuals/Foreign)		0	0	0	0	0	0.00	0	0	0	0.00	0	0.00	0	0.00	0	0.00	0
(b)	Government		0	0	0	0	0	0.00	0	0	0	0.00	0	0.00	0	0.00	0	0.00	0
(c)	Institutions		0	0	0	0	0	0.00	0	0	0	0.00	0	0.00	0	0.00	0	0.00	0
(d)	Foreign Portfolio Investor		0	0	0	0	0	0.00	0	0	0	0.00	0	0.00	0	0.00	0	0.00	0
(e)	Any Other		0	0	0	0	0	0.00	0	0	0	0.00	0	0.00	0	0.00	0	0.00	0
	BODY CORPORATE																		
	HOLLYFIELD TRADERS PRIVATE LIMITED		1	1734793	0	0	1734793	5.77	1734793	0	1734793	5.77		5.77					1734793
	Sub-Total (A)(2)		1	1734793	0	0	1734793	5.77	1734793	0	1734793	5.77	0	5.77	0	0.00	0	0.00	1734793
	Total Shareholding of Promoter and Promote		14	22371516	0	0	22371516	74.39	22371516	0	22371516	74.39	0	74.39	0	0.00	0	0.00	22371516




Table III - Statement showing shareholding pattern of the Public shareholder

Category	Category & Name of the Shareholder	PAN	No of Shareholders	No of fully paid up equity shares held	No of Partly paid-up equity shares held	No of Shares Underlying Depository Receipts	Total No of Shares Held (IV+V+VI)	Shareholding as a % of total no of shares (A+B+C2)	Number of Voting Rights held in each class of securities			No of Shares Underlying Outstanding convertible securities (Including Warrants)	Shareholding as a % assuming full conversion of convertible Securities (as a percentage of diluted share capital)	Number of Locked in Shares		Number of Shares pledged or otherwise encumbered		Number of equity shares held in dematerialized form	
									No of Voting Rights		Total			No.	As a %	No.	As a % of		
									Class X	Class Y	Total								
									(I)	(II)	(III)			(IV)	(V)	(VI)	(VII)		(VIII)
(1)	Institutions																		
(a)	Mutual Funds		3	766189	0	0	766189	2.55	766189	0	766189	2.55	0	2.55	0	0.00	NA	NA	766189
	KOTAK SMALL CAP FUND		1	765805	0	0	765805	2.55	765805	0	765805	2.55	0	2.55	0	0.00	NA	NA	765805
(b)	Venture Capital Funds		0	0	0	0	0	0.00	0	0	0	0.00	0	0.00	0	0.00	NA	NA	0
(c)	Alternate Investment Funds		0	0	0	0	0	0.00	0	0	0	0.00	0	0.00	0	0.00	NA	NA	0
(d)	Foreign Venture Capital Investors		0	0	0	0	0	0.00	0	0	0	0.00	0	0.00	0	0.00	NA	NA	0
(e)	Foreign Portfolio Investors		43	1044835	0	0	1044835	3.47	1044835	0	1044835	3.47	0	3.47	0	0.00	NA	NA	1044835
	JUPITER INDIA FUND		1	454228	0	0	454228	1.51	454228	0	454228	1.51	0	1.51	0	0.00	NA	NA	454228
(f)	Financial Institutions/Banks		2	6830	0	0	6830	0.02	6830	0	6830	0.02	0	0.02	0	0.00	NA	NA	6830
(g)	Insurance Companies		0	0	0	0	0	0.00	0	0	0	0.00	0	0.00	0	0.00	NA	NA	0
(h)	Provident Funds/Pension Funds		0	0	0	0	0	0.00	0	0	0	0.00	0	0.00	0	0.00	NA	NA	0
(i)	Any Other																		
	Sub Total (B)(1)		48	1817854	0	0	1817854	6.05	1817854	0	1817854	6.05	0	6.05	0	0.00	NA	NA	1817854
(2)	Central Government/State Government(s)/President of India		0	0	0	0	0	0.00	0	0	0	0.00	0	0.00	0	0.00	NA	NA	0
	Sub Total (B)(2)		0	0	0	0	0	0.00	0	0	0	0.00	0	0.00	0	0.00	NA	NA	0
(3)	Non-Institutions																		
(a)	i. Individual shareholders holding nominal share capital up to 10%		11552	2522137	0	0	2522137	8.39	2522137	0	2522137	8.39	0	8.39	0	0.00	NA	NA	2519883
	ii. Individual shareholders holding nominal share capital in excess of 10%		3	321000	0	0	321000	1.07	321000	0	321000	1.07	0	1.07	0	0.00	NA	NA	321000
(b)	NBFCs Registered with RBI		2	60099	0	0	60099	0.20	60099	0	60099	0.20	0	0.20	0	0.00	NA	NA	60099
(c)	Employee Trusts		0	0	0	0	0	0.00	0	0	0	0.00	0	0.00	0	0.00	NA	NA	0
(d)	Overseas Depositories (Holding DRs)(Balancing figure)		0	0	0	0	0	0.00	0	0	0	0.00	0	0.00	0	0.00	NA	NA	0
(e)	Any Other																		
	TRUSTS		6	4017	0	0	4017	0.01	4017	0	4017	0.01	0	0.01	0	0.00	NA	NA	4017
	ALTERNATIVE INVESTMENT FUND		1	304300	0	0	304300	1.01	304300	0	304300	1.01	0	1.01	0	0.00	NA	NA	304300
	ABAKKUS GROWTH FUND-1		1	304300	0	0	304300	1.01	304300	0	304300	1.01	0	1.01	0	0.00	NA	NA	304300
	NON RESIDENT INDIANS		92	59731	0	0	59731	0.20	59731	0	59731	0.20	0	0.20	0	0.00	NA	NA	59731
	CLEARING MEMBERS		116	49989	0	0	49989	0.17	49989	0	49989	0.17	0	0.17	0	0.00	NA	NA	49989
	NON RESIDENT INDIAN NON REPATRIABLE		61	34189	0	0	34189	0.11	34189	0	34189	0.11	0	0.11	0	0.00	NA	NA	34189
	BODIES CORPORATES		299	2517140	0	0	2517140	8.37	2517140	0	2517140	8.37	0	8.37	0	0.00	NA	NA	2517140
	PANGHAT VANIJYA PRIVATE LIMITED		1	609000	0	0	609000	2.03	609000	0	609000	2.03	0	2.03	0	0.00	NA	NA	609000
	MANGALNIDHI MERCANTILE PRIVATE LIMITED		1	445000	0	0	445000	1.48	445000	0	445000	1.48	0	1.48	0	0.00	NA	NA	445000
	I E P F		1	9710	0	0	9710	0.03	9710	0	9710	0.03	0	0.03	0	0.00	NA	NA	9710
	Sub Total (B)(3)		12133	5882312	0	0	5882312	19.56	5882312	0	5882312	19.56	0	19.56	0	0.00			5880058
	Total Public Shareholding (B) = (B)(1)+(B)(2)+(B)(3)		12181	7700166	0	0	7700166	25.61	7700166	0	7700166	25.61	0	25.61	0	0.00			7697912






Table IV - Statement showing shareholding pattern of the Non Promoter - Non Public Shareholder

Category	Category & Name of the Shareholder	PAN	No of Shareholders	No of fully paid up equity shares held	No of Partly paid-up equity shares held	No of Shares Underlying Depository Receipts	Total No of Shares Held (IV+V+VI)	Shareholding as a % of total no of shares (A+B+C2)	Number of Voting Rights held in each class of securities			No of Shares Underlying Outstanding convertible securities (Including Warrants)	Shareholding as a % assuming full conversion of convertible Securities (as a percentage of diluted share capital)	Number of Locked in Shares		Number of Shares pledged or otherwise encumbered		Number of equity shares held in dematerialized form	
									No of Voting Rights		Total			No.	As a %	No.	As a % of		
									Class X	Class Y									Total
	(I)	(II)	(III)	(IV)	(V)	(VI)	(VII)	(VIII)	(IX)			(X)	(XI)	(XII)		(XIII)	(XIV)		
(1)	Custodian/DR Holder		0	0	0	0	0	0.00	0	0	0	0.00	0	0.00	0	0.00	NA	NA	0
(2)	Employee Benefit Trust (under SEBI(Share based Employee Benefit) Reg		0	0	0	0	0	0.00	0	0	0	0.00	0	0.00	0	0.00	NA	NA	0
	Total Non-Promoter-Non Public Shareholding (C) = (C)(1)+(C)(2)		0	0	0	0	0	0.00	0	0	0	0.00	0	0.00	0	0.00			0



Details of the shareholders acting as persons in Concert including their Shareholding:			
Name of Shareholder	Name of PAC	No of shares	Holding%
Total:		0	0



Details of Shares which remain unclaimed may be given hear along with details such as number of shareholders,

No of Shareholders

No of shares

