

Format of Holding of Specified securities

1. Name of Listed Entity: LUX INDUSTRIES LIMITED
2. Scrip Code/Name of Scrip/Class of Security: 539542, LUXIND, EQUITY SHARES
3. Share Holding Pattern Filed under: Reg. 31(1)(a)/Reg. 31(1)(b)/Reg. 31(1)(c)
 - a. if under 31(1)(b) then indicate the report for quarter ending 30/06/2018
 - b. if under 31(1)(c) then indicate date of allotment/extinguishment
4. Declaration : The Listed entity is required to submit the following declaration to the extent of submission of information:

	YES*	NO*
Particulars		
a Whether the Listed Entity has issued any partly paid up shares		NO
b Whether the Listed Entity has issued any Convertible Securities or Warrants?		NO
c Whether the Listed Entity has any shares against which depository receipts are issued?		NO
d Whether the Listed Entity has any shares in locked-in?		NO
e Whether any shares held by promoters are pledge or otherwise encumbered?		NO

*if the Listed Entity selects the option 'NO' for the questions above, the columns for the partly paid up shares, Outstanding Convertible Securities/Warrants, depository receipts, locked-in shares, No of shares pledged or otherwise encumbered by promoters, as applicable, shall not be displayed at the time of dissemination on the Stock Exchange website. Also wherever there is 'No' declared by Listed entity in above table the values will be considered as 'Zero' by default on submission of the format of holding of specified securities.

- 5 The tabular format for disclosure of holding of specified securities is as follows:




Table I - Summary Statement holding of specified securities

Category	Category of Shareholder	No of Shareholders	No of fully paid up equity shares held	No of Partly paid-up equity shares held	No of Shares Underlying Depository Receipts	Total No of Shares Held (VII) = (IV)+(V)+(VI)	Shareholding as a % of total no of shares (As a % of	Number of Voting Rights held in each class of securities			No of Shares Underlying Outstanding convertible securities	Shareholding as a % assuming full conversion of convertible Securities (as a	Number of Locked in Shares		Number of Shares pledged or otherwise encumbered		Number of equity shares held in dematerialized form	
								No of Voting Rights					Total as a % of (A+B+C)	No.	As a % of total Shares held	No.		As a % of total Shares held
								Class X	Class Y	Total								
(I)	(II)	(III)	(IV)	(V)	(VI)	(VII)	(VIII)	(IX)			(X)	(XI)	(XII)		(XIII)	(XIV)		
(A)	Promoter & Promoter Group	9	18615000	0	0	18615000	73.71	18615000	0	18615000	73.71	0	73.71	0	0.00	0	0.00	18615000
(B)	Public	10065	6638000	0	0	6638000	26.29	6638000	0	6638000	26.29	0	26.29	0	0.00	NA	NA	6635713
(C)	Non Promoter-Non Public																	
(C1)	Shares underlying DRs	0	0	0	0	0	NA	0	0	0	0.00	0	NA	0	0.00	NA	NA	0
(C2)	Shares held by Employees Trusts	0	0	0	0	0	0.00	0	0	0	0.00	0	0.00	0	0.00	NA	NA	0
	Total:	10074	25253000	0	0	25253000	100.00	25253000	0	25253000	100.00	0	100.00	0	0.00	0	0.00	25250713



Table II - Statement showing shareholding pattern of the Promoter and Promoter Group

Category	Category & Name of the Shareholder	No of Shareholders	No of fully paid up equity shares held	No of Partly paid-up equity shares held	No of Shares Underlying Depository Receipts	Total No of Shares Held (IV+V+VI)	Shareholding as a % of total no of shares (calculated as per SCRR, 1957 (VII) As a % of (A+B+C2)	Number of Voting Rights held in each class of securities			No of Shares Underlying Outstanding convertible securities (Including Warrants)	Shareholding as a % assuming full conversion of convertible Securities (as a percentage of diluted share capital) (VII)+(X) As a % of (A+B+C2)	Number of Locked in Shares		Number of Shares pledged or otherwise encumbered		Number of equity shares held in dematerialized form	
								No of Voting Rights		Total as a % of			No.	As a % of total	No.	As a % of total Shares		
								Class X	Class Y	Total								
	(i)	(ii)	(iv)	(v)	(vi)	(vii)	(ix)			(x)	(xi)	(xii)	(xiii)	(xiv)				
(1)	Indian																	
(a)	Individuals/Hindu undivided Family	9	18615000	0	0	18615000	73.71	18615000	0	18615000	73.71	0	73.71	0	0.00	0	0.00	18615000
	PRABHA DEVI TODI	1	3723000	0	0	3723000	14.74	3723000	0	3723000	14.74	0	14.74	0	0.00	0	0.00	3723000
	ASHOK KUMAR TODI	1	3730000	0	0	3730000	14.77	3730000	0	3730000	14.77	0	14.77	0	0.00	0	0.00	3730000
	PRADIP KUMAR TODI	1	4482500	0	0	4482500	17.75	4482500	0	4482500	17.75	0	17.75	0	0.00	0	0.00	4482500
	NEHA TODI	1	50000	0	0	50000	0.20	50000	0	50000	0.20	0	0.20	0	0.00	0	0.00	50000
	BIMLA DEVI TODI	1	3505000	0	0	3505000	13.88	3505000	0	3505000	13.88	0	13.88	0	0.00	0	0.00	3505000
	SHOBHA DEVI TODI	1	2752500	0	0	2752500	10.90	2752500	0	2752500	10.90	0	10.90	0	0.00	0	0.00	2752500
	SHILPA PANKAJKUMAR AGARWAL	1	50000	0	0	50000	0.20	50000	0	50000	0.20	0	0.20	0	0.00	0	0.00	50000
	UDIT TODI	1	186000	0	0	186000	0.74	186000	0	186000	0.74	0	0.74	0	0.00	0	0.00	186000
	SAKEY TODI	1	136000	0	0	136000	0.54	136000	0	136000	0.54	0	0.54	0	0.00	0	0.00	136000
(b)	Central Government/State Government	0	0	0	0	0	0.00	0	0	0	0.00	0	0.00	0	0.00	0	0.00	0
(c)	Financial Institutions/Banks	0	0	0	0	0	0.00	0	0	0	0.00	0	0.00	0	0.00	0	0.00	0
(d)	Any Other	0	0	0	0	0	0.00	0	0	0	0.00	0	0.00	0	0.00	0	0.00	0
	Sub-Total (A)(1)	9	18615000	0	0	18615000	73.71	18615000	0	18615000	73.71	0	73.71	0	0.00	0	0.00	18615000
(2)	Foreign																	
(a)	Individuals (Non-Resident Individuals/Foreign Nationals)	0	0	0	0	0	0.00	0	0	0	0.00	0	0.00	0	0.00	0	0.00	0
(b)	Government	0	0	0	0	0	0.00	0	0	0	0.00	0	0.00	0	0.00	0	0.00	0
(c)	Institutions	0	0	0	0	0	0.00	0	0	0	0.00	0	0.00	0	0.00	0	0.00	0
(d)	Foreign Portfolio Investor	0	0	0	0	0	0.00	0	0	0	0.00	0	0.00	0	0.00	0	0.00	0
(e)	Any Other	0	0	0	0	0	0.00	0	0	0	0.00	0	0.00	0	0.00	0	0.00	0
	Sub-Total (A)(2)	0	0	0	0	0	0.00	0	0	0	0.00	0	0.00	0	0.00	0	0.00	0
	Total Shareholding of Promoter and Promoter Group	9	18615000	0	0	18615000	73.71	18615000	0	18615000	73.71	0	73.71	0	0.00	0	0.00	18615000



Table III - Statement showing shareholding pattern of the Public shareholder

Category	Category & Name of the Shareholder	PAN	No of Shareholders	No of fully paid up equity shares held	No of Partly paid-up equity shares held	No of Shares Underlying Depository Receipts	Total No of Shares Held (IV+V+VI)	Shareholding as a % of total no of shares (A+B+C2)	Number of Voting Rights held in each class of securities			No of Shares Underlying Outstanding convertible securities (including Warrants)	Shareholding as a % assuming full conversion of convertible Securities (as a percentage of diluted share capital)	Number of Locked in Shares		Number of Shares pledged or otherwise encumbered		Number of equity shares held in dematerialized form	
									No of Voting Rights		Total as a % of (A+B+C)			No.	As a % of total Shares	No.	As a % of total Shares held		
									Class X	Class Y									Total
									(I)	(II)	(III)			(IV)	(V)	(VI)	(VII)		(VIII)
(1)	Institutions																		
(a)	Mutual Funds		1	377068	0	0	377068	1.49	377068	0	377068	1.49	0	1.49	0	0.00	NA	NA	377068
	KOTAK SMALL CAP FUND	AAATK4475F	1	377068	0	0	377068	1.49	377068	0	377068	1.49	0	1.49	0	0.00	NA	NA	377068
(b)	Venture Capital Funds		0	0	0	0	0	0.00	0	0	0	0.00	0	0.00	0	0.00	NA	NA	0
(c)	Alternate Investment Funds		0	0	0	0	0	0.00	0	0	0	0.00	0	0.00	0	0.00	NA	NA	0
(d)	Foreign Venture Capital Investors		0	0	0	0	0	0.00	0	0	0	0.00	0	0.00	0	0.00	NA	NA	0
(e)	Foreign Portfolio Investors		16	369032	0	0	369032	1.46	369032	0	369032	1.46	0	1.46	0	0.00	NA	NA	369032
(f)	Financial Institutions/Banks		2	6981	0	0	6981	0.03	6981	0	6981	0.03	0	0.03	0	0.00	NA	NA	6981
(g)	Insurance Companies		0	0	0	0	0	0.00	0	0	0	0.00	0	0.00	0	0.00	NA	NA	0
(h)	Provident Funds/Pension Funds		0	0	0	0	0	0.00	0	0	0	0.00	0	0.00	0	0.00	NA	NA	0
(i)	Any Other																		
	Sub Total (B)(1)		19	753081	0	0	753081	2.98	753081	0	753081	2.98	0	2.98	0	0.00	NA	NA	753081
(2)	Central Government/State Government(s)/President o		0	0	0	0	0	0.00	0	0	0	0.00	0	0.00	0	0.00	NA	NA	0
	Sub Total (B)(2)		0	0	0	0	0	0.00	0	0	0	0.00	0	0.00	0	0.00	NA	NA	0
(3)	Non-Institutions																		
(a)	i. Individual shareholders holding nominal share capita		9506	2958150	0	0	2958150	11.71	2958150	0	2958150	11.71	0	11.71	0	0.00	NA	NA	295863
	ii. Individual shareholders holding nominal share capita		0	0	0	0	0	0.00	0	0	0	0.00	0	0.00	0	0.00	NA	NA	0
(b)	NBFCs Registered with RBI		2	90500	0	0	90500	0.36	90500	0	90500	0.36	0	0.36	0	0.00	NA	NA	90500
(c)	Employee Trusts		0	0	0	0	0	0.00	0	0	0	0.00	0	0.00	0	0.00	NA	NA	0
(d)	Overseas Depositories (Holding DRs)(Balancing figure)		0	0	0	0	0	0.00	0	0	0	0.00	0	0.00	0	0.00	NA	NA	0
(e)	Any Other																		
	TRUSTS		3	2735	0	0	2735	0.01	2735	0	2735	0.01	0	0.01	0	0.00	NA	NA	2735
	ALTERNATIVE INVESTMENT FUND		1	91931	0	0	91931	0.36	91931	0	91931	0.36	0	0.36	0	0.00	NA	NA	91931
	NON RESIDENT INDIANS		93	80499	0	0	80499	0.32	80499	0	80499	0.32	0	0.32	0	0.00	NA	NA	80499
	CLEARING MEMBERS		69	18175	0	0	18175	0.07	18175	0	18175	0.07	0	0.07	0	0.00	NA	NA	18175
	NON RESIDENT INDIAN NON REPATRIABLE		40	28765	0	0	28765	0.11	28765	0	28765	0.11	0	0.11	0	0.00	NA	NA	28765
	BODIES CORPORATES		331	2610459	0	0	2610459	10.34	2610459	0	2610459	10.34	0	10.34	0	0.00	NA	NA	2610459
	PANGHAT VANUYA PRIVATE LIMITED	AAECP2925J	1	609000	0	0	609000	2.41	609000	0	609000	2.41	0	2.41	0	0.00	NA	NA	609000
	MANGALNIDHI MERCANTILE PRIVATE	AAHCM2874J	1	445000	0	0	445000	1.76	445000	0	445000	1.76	0	1.76	0	0.00	NA	NA	445000
	I E P F		1	3705	0	0	3705	0.01	3705	0	3705	0.01	0	0.01	0	0.00	NA	NA	3705
	Sub Total (B)(3)		10046	5884919	0	0	5884919	23.30	5884919	0	5884919	23.30	0	23.30	0	0.00			5882632
	Total Public Shareholding (B) = (B)(1)+(B)(2)+(B)(3)		10065	6638000	0	0	6638000	26.29	6638000	0	6638000	26.29	0	26.29	0	0.00			6635713





Table IV - Statement showing shareholding pattern of the Non Promoter - Non Public Shareholder


Category	Category & Name of the Shareholder	PAN	No of Shareholders	No of fully paid up equity shares held	No of Partly paid-up equity shares held	No of Shares Underlying Depository Receipts	Total No of Shares Held (IV+V+VI)	Shareholding as a % of total no of shares (A+B+C2)	Number of Voting Rights held in each class of securities			No of Shares Underlying Outstanding convertible securities (Including Warrants)	Shareholding as a % assuming full conversion of convertible Securities (as a percentage of diluted share capital)	Number of Locked In Shares		Number of Shares pledged or otherwise encumbered		Number of equity shares held in dematerialized form	
									No of Voting Rights	Total as a % of (A+B+C)	No.			As a % of total Shares	No.	As a % of total Shares held			
																	Class X		Class Y
	(I)	(II)	(III)	(IV)	(V)	(VI)	(VII)	(VIII)	(IX)			(X)	(XI)	(XII)		(XIII)	(XIV)		
(1)	Custodian/DR Holder		0	0	0	0	0	0.00	0	0	0	0.00	0	0.00	0	0.00	NA	NA	0
(2)	Employee Benefit Trust (under SEBI(Share based Em		0	0	0	0	0	0.00	0	0	0	0.00	0	0.00	0	0.00	NA	NA	0
	Total Non-Promoter-Non Public Shareholding (C) =		0	0	0	0	0	0.00	0	0	0	0.00	0	0.00	0	0.00			0



Details of the shareholders acting as persons in Concert including their Shareholding:			
Name of Shareholder	Name of PAC	No of shares	Holding%
Total:		0	0



Details of Shares which remain unclaimed may be given hear along with details such as number of shareholders,	
No of Shareholders	No of shares





J. M. HOSIERY & CO. LIMITED

(Formerly Todi Hosiery Ltd.)

MANUFACTURERS OF QUALITY HOSIERY GOODS

Corporate Office : PS Srijan Tech-Park, 10th Floor, DN-52, Sector-V, Salt Lake City
Kolkata - 700 091 (INDIA), Tel : 91-33-4040 2121, Fax : 91-33-4001 2001

J.M.Hosiery & Co. Limited SHAREHOLDING PATTERN

Pre scheme shareholding pattern of J.M. Hosiery & Co. Limited as on 30th June, 2018

SL NO.	NAME OF SHAREHOLDER	NO.OF EQUITY SHARES HELD	FACE VALUE OF SHARES HELD	AMOUNT	PERCENTAGE OF SHAREHOLDING (%)
1	ASHOK KUMAR TODI (HUF)	39000	10	390000	0.52
2	PRADIP KUMAR TODI (HUF)	46000	10	460000	0.62
3	NAVIN KUMAR TODI	661701	10	6617010	8.89
4	RAHUL KUMAR TODI	662701	10	6627010	8.90
5	LUX HOSIERY INDUSTRIES LIMITED	84000	10	840000	1.13
6	BIMLA DEVI TODI	18000	10	180000	0.24
7	SHOBHA DEVI TODI	18000	10	180000	0.24
8	HOLLYFIELD TRADERS PRIVATE LIMITED	2044113	10	20441130	27.45
9	PRABHA DEVI TODI	148000	10	1480000	1.99
10	ASHOK KUMAR TODI	658000	10	6580000	8.84
11	PRADIP KUMAR TODI	651000	10	6510000	8.74
12	UDIT TODI	1207745	10	12077450	16.22
13	SAKET TODI	1207746	10	12077460	16.22
	TOTAL	7446006		74460060	100

Note: As JMHCL will get merged into LIL post the merger, post-scheme shareholding pattern is not applicable.

For J.M. Hosiery & Co. Limited

Pradip Kumar Todi

PRADIP KUMAR TODI
(Director)
DIN:00246268.



EBELL FASHIONS PRIVATE LIMITED

PS Srijan Tech Park, DN-52, 10th Floor
Salt Lake City, Sector - V, Kolkata - 700091
Tel. : 91-33-4040 2121, Fax : 91-33-4001 2001
E-mail : info@luxinnerwear.com
info@ebellfashions.com

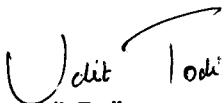
**Ebell Fashions Private Limited
SHAREHOLDING PATTERN**

Pre scheme shareholding pattern of Ebell Fashions Private Limited as on 30th June, 2018

SL NO.	NAME OF SHAREHOLDER	NO.OF EQUITY SHARES HELD	FACE VALUE OF SHARES HELD	AMOUNT	PERCENTAGE OF SHAREHOLDING (%)
1	Bimla Devi Todi	17500	10	175000	7.45
2	Shobha Devi Todi	17500	10	175000	7.45
3	Hollyfield Traders Private Limited	100000	10	1000000	42.55
4	Rahul KumarTodi	23500	10	235000	10.00
5	Navin KumarTodi	23500	10	235000	10.00
6	Saket Todi	26500	10	265000	11.28
7	Udit Todi	26500	10	265000	11.28
8	Total	235000	10	2350000	100.00

Note: As EFPL will get merged into LIL post the merger, post-scheme shareholding pattern is not applicable.

For Ebell Fashions Private Limited


Udit Todi
(Director)
DIN: 02017579



Format of Holding of Specified securities

1. Name of Listed Entity: LUX INDUSTRIES LIMITED
2. Scrip Code/Name of Scrip/Class of Security: 539542, LUXIND, EQUITY SHARES
3. Share Holding Pattern Filed under: Reg. 31(1)(a)/Reg.31(1)(b)/Reg.31(1)(c)
 - a. if under 31(1)(b) then indicate the report for quarter ending 30/06/2018
 - b. if under 31(1)(c) then indicate date of allotment/extinguishment
4. Declaration : The Listed entity is required to submit the following declaration to the extent of submission of information:

	Particulars	YES*	NO*
a	Whether the Listed Entity has issued any partly paid up shares		NO
b	Whether the Listed Entity has issued any Convertible Securities or Warrants?		NO
c	Whether the Listed Entity has any shares against which depository receipts are issued?		NO
d	Whether the Listed Entity has any shares in locked-in?		NO
e	Whether any shares held by promoters are pledge or otherwise encumbered?		NO

*if the Listed Entity selects the option 'NO' for the questions above, the columns for the partly paid up shares, Outstanding Convertible Securities/Warrants, depository receipts, locked-in shares, No of shares pledged or otherwise encumbered by promoters, as applicable, shall not be displayed at the time of dissemination on the Stock Exchange website. Also wherever there is 'No' declared by Listed entity in above table the values will be considered as 'Zero' by default on submission of the format of holding of specified securities.

- 5 The tabular format for disclosure of holding of specified securities is as follows:




Table I - Summary Statement holding of specified securities

Category	Category of Shareholder	No of Shareholders	No of fully paid up equity shares held	No of Partly paid-up equity shares held	No of Shares Underlying Depository Receipts	Total No of Shares Held (VII) = (IV)+(V)+(VI)	Shareholding as a % of total no of shares (As a % of (A+B+C2))	Number of Voting Rights held in each class of securities			No of Shares Underlying Outstanding convertible securities (Including Warrants)	Shareholding as a % assuming full conversion of convertible Securities (as a percentage of diluted share	Number of Locked in Shares		Number of Shares pledged or otherwise encumbered		Number of equity shares held in dematerialized form	
								No of Voting Rights					Total as a % of (A+B+C)	No.	As a % of total Shares	No.		As a % of total Shares
								Class X	Class Y	Total								
(I)	(II)	(III)	(IV)	(V)	(VI)	(VII)	(VIII)	(IX)			(X)	(XI)	(XII)		(XIII)	(XIV)		
(A)	Promoter & Promoter Group	14	23433682	0	0	23433682	77.93	23433682	0	23433682	77.93	0	77.93	0	0.00	0	0.00	23433682
(B)	Public	10065	6638000	0	0	6638000	22.07	6638000	0	6638000	22.07	0	22.07	0	0.00	NA	NA	6635713
(C)	Non Promoter-Non Public																	
(C1)	Shares underlying DRs	0	0	0	0	0	NA	0	0	0	0.00	0	NA	0	0.00	NA	NA	0
(C2)	Shares held by Employes Trusts	0	0	0	0	0	0.00	0	0	0	0.00	0	0.00	0	0.00	NA	NA	0
	Total:	10079	30071682	0	0	30071682	100.00	30071682	0	30071682	100.00	0	100.00	0	0.00	0	0.00	30069395




Table II - Statement showing shareholding pattern of the Promoter and Promoter Group

Category	Category & Name of the Shareholder	No of Shareholders	No of fully paid up equity shares held	No of Party paid-up equity shares held	No of Shares Underlying Depository Receipts	Total No of Shares Held (IV+V+VI)	Shareholding as a % of total no of shares (calculated as per SCRR, 1957 (VIII) As a % of (A+B+C2)	Number of Voting Rights held in each class of securities			No of Shares Underlying Outstanding convertible securities (including Warrants)	Shareholding as a % assuming full conversion of convertible Securities (as a percentage of diluted share capital) (VII)+(X) As a % of (A+B+C2)	Number of Locked in Shares		Number of Shares pledged or otherwise encumbered		Number of equity shares held in dematerialized form	
								No of Voting Rights					Total as a	No.	As a % of	No.		As a % of
								Class X	Class Y	Total								
(I)	(II)	(III)	(IV)	(V)	(VI)	(VII)	(VIII)	(IX)			(X)	(XI)	(XII)	(XIII)	(XIV)			
(1)	Indian																	
(a)	Individuals/Hindu undivided Family	13	21698889	0	0	21698889	72.16	21698889	0	21698889	72.16	0	0.00	0	0.00	0	0.00	21698889
	PRABHA DEVI TODI	1	3765920	0	0	3765920	12.52	3765920	0	3765920	12.52	0	0.00	0	0.00	0	0.00	3765920
	ASHOK KUMAR TODI	1	3920820	0	0	3920820	13.04	3920820	0	3920820	13.04	0	0.00	0	0.00	0	0.00	3920820
	PRADIP KUMAR TODI	1	4671290	0	0	4671290	15.53	4671290	0	4671290	15.53	0	0.00	0	0.00	0	0.00	4671290
	NEHA TODI	1	50000	0	0	50000	0.17	50000	0	50000	0.17	0	0.00	0	0.00	0	0.00	50000
	BIMLA DEVI TODI	1	3710070	0	0	3710070	12.34	3710070	0	3710070	12.34	0	0.00	0	0.00	0	0.00	3710070
	SHOBHA DEVI TODI	1	2957570	0	0	2957570	9.84	2957570	0	2957570	9.84	0	0.00	0	0.00	0	0.00	2957570
	SHILPA PANKAJKUMAR AGARWAL	1	50000	0	0	50000	0.17	50000	0	50000	0.17	0	0.00	0	0.00	0	0.00	50000
	UDIT TODI	1	838876	0	0	838876	2.79	838876.05	0	838876	2.79	0	0.00	0	0.00	0	0.00	838876
	SAKET TODI	1	788877	0	0	788877	2.62	788877.34	0	788877	2.62	0	0.00	0	0.00	0	0.00	788877
	RAHUL KUMAR TODI	1	460553	0	0	460553	1.53	460553.29	0	460553.29	1.53	0	0.00	0	0.00	0	0.00	460553
	NAVIN KUMAR TODI	1	460263	0	0	460263	1.53	460263.29	0	460263.29	1.53	0	0.00	0	0.00	0	0.00	460263
	ASHOK KUMAR TODI(HUF)	1	11310	0	0	11310	0.04	11310	0	11310	0.04	0	0.00	0	0.00	0	0.00	11310
	PRADIP KUMAR TODI(HUF)	1	13340	0	0	13340	0.04	13340	0	13340	0.04	0	0.00	0	0.00	0	0.00	13340
																		0
(b)	Central Government/State Government	0	0	0	0	0	0.00	0	0	0	0.00	0	0.00	0	0.00	0	0.00	0
(c)	Financial Institutions/Banks	0	0	0	0	0	0.00	0	0	0	0.00	0	0.00	0	0.00	0	0.00	0
(d)	Any Other	0	0	0	0	0	0.00	0	0	0	0.00	0	0.00	0	0.00	0	0.00	0
	Sub-Total (A)(1)	13	21698889	0	0	21698889	72.16	21698889	0	21698889	72.16	0	0.00	0	0.00	0	0.00	21698889
(2)	Foreign																	0
(a)	Individuals (Non-Resident Individuals/)	0	0	0	0	0	0.00	0	0	0	0.00	0	0.00	0	0.00	0	0.00	0
(b)	Government	0	0	0	0	0	0.00	0	0	0	0.00	0	0.00	0	0.00	0	0.00	0
(c)	Institutions	0	0	0	0	0	0.00	0	0	0	0.00	0	0.00	0	0.00	0	0.00	0
																		0
(d)	Foreign Portfolio Investor	0	0	0	0	0	0.00	0	0	0	0.00	0	0.00	0	0.00	0	0.00	0
																		0
(e)	Any Other	0	0	0	0	0	0.00	0	0	0	0.00	0	0.00	0	0.00	0	0.00	0
	BODY CORPORATE																	1734793
	HOLLYFIELD TRADERS PRIVATE LIMITED	1	1734793	0	0	1734793	5.77	1734793	0	1734793	5.77	0	0.00	0	0.00	0	0.00	1734793
	Sub-Total (A)(2)	1	1734793	0	0	1734793	5.77	1734793	0	1734793	5.77	0	0.00	0	0.00	0	0.00	1734793
	Total Shareholding of Promoter and P	14	23433682	0	0	23433682	77.93	23433682	0	23433682	77.93	0	0.00	0	0.00	0	0.00	23433682



Table III - Statement showing shareholding pattern of the Public shareholder

Category	Category & Name of the Shareholder	PAN	No of Shareholders	No of fully paid up equity shares held	No of Partly paid-up equity shares held	No of Shares Underlying Depository Receipts	Total No of Shares Held (IV+V+VI)	Shareholding as a % of total no of shares (A+B+C2)	Number of Voting Rights held in each class of securities			No of Shares Underlying convertible securities (Including Warrants)	Shareholding as a % assuming full conversion of convertible Securities (as a percentage of diluted share capital)	Number of Locked in Shares		Number of Shares pledged or otherwise encumbered		Number of equity shares held in dematerialized form	
									No of Voting Rights					Total as a % of (A+B+C)	No.	As a % of total Shares	No.		As a % of total Shares held
									Class X	Class Y	Total								
	(I)	(II)	(III)	(IV)	(V)	(VI)	(VII)	(VIII)	(IX)			(X)	(XI)	(XII)		(XIII)	(XIV)		
(1)	Institutions																		
(a)	Mutual Funds		1	377068	0	0	377068	1.25	377068	0	377068	1.25	0	1.25	0	0.00	NA	NA	377068
	KOTAK SMALL CAP FUND	AAATK447	1	377068	0	0	377068	1.25	377068	0	377068	1.25	0	1.25	0	0.00	NA	NA	377068
(b)	Venture Capital Funds		0	0	0	0	0	0.00	0	0	0	0.00	0	0.00	0	0.00	NA	NA	0
(c)	Alternate Investment Funds		0	0	0	0	0	0.00	0	0	0	0.00	0	0.00	0	0.00	NA	NA	0
(d)	Foreign Venture Capital Investors		0	0	0	0	0	0.00	0	0	0	0.00	0	0.00	0	0.00	NA	NA	0
(e)	Foreign Portfolio Investors		16	369032	0	0	369032	1.23	369032	0	369032	1.23	0	1.23	0	0.00	NA	NA	369032
(f)	Financial Institutions/Banks		2	6981	0	0	6981	0.02	6981	0	6981	0.02	0	0.02	0	0.00	NA	NA	6981
(g)	Insurance Companies		0	0	0	0	0	0.00	0	0	0	0.00	0	0.00	0	0.00	NA	NA	0
(h)	Provident Funds/Pension Funds		0	0	0	0	0	0.00	0	0	0	0.00	0	0.00	0	0.00	NA	NA	0
(i)	Any Other		0	0	0	0	0	0.00	0	0	0	0.00	0	0.00	0	0.00	NA	NA	0
	Sub Total (B)(1)		19	753081	0	0	753081	2.50	753081	0	753081	2.50	0	2.50	0	0.00	NA	NA	753081
(2)	Central Government/State Government(s)/Preside		0	0	0	0	0	0.00	0	0	0	0.00	0	0.00	0	0.00	NA	NA	0
	Sub Total (B)(2)		0	0	0	0	0	0.00	0	0	0	0.00	0	0.00	0	0.00	NA	NA	0
(3)	Non-Institutions																		
(a)	i. Individual shareholders holding nominal share ca		9506	2958150	0	0	2958150	9.84	2958150	0	2958150	9.84	0	9.84	0	0.00	NA	NA	2958150
	ii. Individual shareholders holding nominal share ca		0	0	0	0	0	0.00	0	0	0	0.00	0	0.00	0	0.00	NA	NA	0
(b)	NBFCs Registered with RBI		2	90500	0	0	90500	0.30	90500	0	90500	0.30	0	0.30	0	0.00	NA	NA	90500
(c)	Employee Trusts		0	0	0	0	0	0.00	0	0	0	0.00	0	0.00	0	0.00	NA	NA	0
(d)	Overseas Depositories (Holding DRs)(Balancing fig		0	0	0	0	0	0.00	0	0	0	0.00	0	0.00	0	0.00	NA	NA	0
(e)	Any Other																		
	TRUSTS		3	2735	0	0	2735	0.01	2735	0	2735	0.01	0	0.01	0	0.00	NA	NA	2735
	ALTERNATIVE INVESTMENT FUND		1	91931	0	0	91931	0.31	91931	0	91931	0.31	0	0.31	0	0.00	NA	NA	91931
	NON RESIDENT INDIANS		93	80499	0	0	80499	0.27	80499	0	80499	0.27	0	0.27	0	0.00	NA	NA	80499
	CLEARING MEMBERS		69	18175	0	0	18175	0.06	18175	0	18175	0.06	0	0.06	0	0.00	NA	NA	18175
	NON RESIDENT INDIAN NON REPATRIABLE		40	28765	0	0	28765	0.10	28765	0	28765	0.10	0	0.10	0	0.00	NA	NA	28765
	BODIES CORPORATES		331	2610459	0	0	2610459	8.68	2610459	0	2610459	8.68	0	8.68	0	0.00	NA	NA	2610459
	PANGHAT VANIYA PRIVATE LIMITED	AAECP292	1	609000	0	0	609000	2.03	609000	0	609000	2.03	0	2.03	0	0.00	NA	NA	609000
	MANGALNIDHI MERCANTILE PRIVATE L	AAHCM28	1	445000	0	0	445000	1.48	445000	0	445000	1.48	0	1.48	0	0.00	NA	NA	445000
	I E P F		1	3705	0	0	3705	0.01	3705	0	3705	0.01	0	0.01	0	0.00	NA	NA	3705
	Sub Total (B)(3)		10046	5884919	0	0	5884919	19.57	5884919	0	5884919	19.57	0	19.57	0	0.00	NA	NA	5882632
	Total Public Shareholding (B) = (B)(1)+(B)(2)+(B)(3)		10065	6638000	0	0	6638000	22.07	6638000	0	6638000	22.07	0	22.07	0	0.00	NA	NA	6635713






Table IV - Statement showing shareholding pattern of the Non Promoter - Non Public Shareholder

Category	Category & Name of the Shareholder	PAN	No of Shareholders	No of fully paid up equity shares held	No of Partly paid-up equity shares held	No of Shares Underlying Depository Receipts	Total No of Shares Held (IV+V+VI)	Shareholding as a % of total no of shares (A+B+C2)	Number of Voting Rights held in each class of securities			No of Shares Underlying Outstanding convertible securities (including Warrants)	Shareholding as a % assuming full conversion of convertible Securities (as a percentage of diluted share capital)	Number of Locked in Shares		Number of Shares pledged or otherwise encumbered		Number of equity shares held in dematerialized form	
									No of Voting Rights		Total as a % of (A+B+C)			No.	As a % of total Shares	No.	As a % of total Shares held		
									Class X	Class Y									Total
	(I)	(II)	(III)	(IV)	(V)	(VI)	(VII)	(VIII)	(IX)			(X)	(XI)	(XII)		(XIII)	(XIV)		
(1)	Custodian/DR Holder		0	0	0	0	0	0.00	0	0	0	0.00	0	0.00	0	0.00	NA	NA	0
(2)	Employee Benefit Trust (under SEBI(Share based Employee Benefit)		0	0	0	0	0	0.00	0	0	0	0.00	0	0.00	0	0.00	NA	NA	0
	Total Non-Promoter-Non Public Shareholding (C) = (C)(1)+(C)(2)		0	0	0	0	0	0.00	0	0	0	0.00	0	0.00	0	0.00			0



Details of the shareholders acting as persons in Concert including their Shareholding:			
Name of Shareholder	Name of PAC	No of shares	Holding%
Total:		0	0



Details of Shares which remain unclaimed may be given hear along with details such as number of shareholders,	
No of Shareholders	No of shares

