



Date: 16th January, 2016

To, The Secretary, BSE Limited, P.J. Towers, Dalal Street, Mumbai- 400 001 Scrip Code: 539542	To, The Secretary, National Stock Exchange of India Ltd., Exchange Plaza, C-1, Block G, Bandra Kurla Complex, Bandera (E), Mumbai – 400 051 Symbol: LUXIND	To, The Secretary, The Calcutta Stock Exchange Limited, 7, Lyons Range, Kolkata- 700 001 Scrip Code: 022124	To, The Secretary, The Ahmedabad Stock Exchange Limited, 1st Floor, Kamdhenu Complex, Opp. Sahajanand College, Panjara Pole, Ahmedabad: 380 015 Scrip Code: 32985/LUX HOSIN
---	--	---	--


Dear Sir,

Sub: Distribution of Shareholding Pattern for the quarter ended on 31st December, 2015

Pursuant to Regulation 31(b) of the Listing Agreement, we are enclosing herewith Distribution of Shareholding Pattern of the Company for the quarter ending **31st December, 2015** as per format prescribed by you.

Thanking you,

Yours faithfully,
for LUX INDUSTRIES LIMITED


Pankaj Kumar Kedia
(Vice President & Company Secretary)

Enclosed: as above

LUX INDUSTRIES LTD

Format of Holding of Specified securities

1. Name of Listed Entity: LUX INDUSTRIES LIMITED
2. a. Scrip Code: BSE Limited - 539542
The Calcutta Stock Exchange Limited - 022124
The Ahmedabad Stock Exchange Limited - 32985/LUX HOSIN
- b. Name of Scrip: National Stock Exchange of India Ltd. : LUXIND
- c. Class of Security: Equity
3. Share Holding Pattern Filed under: Reg. 31(1)(a)/Reg.31(1)(b)/Reg.31(1)(c) 31(1)(b)
a. if under 31(1)(b) then indicate the report for quarter ending 31.12.2015
b. if under 31(1)(c) then indicate date of allotment/extinguishment
4. Declaration : The Listed entity is required to submit the following declaration to the extent of submission of information:

	Particulars	YES*	NO*
a	Whether the Listed Entity has issued any partly paid up shares		NO*
b	Whether the Listed Entity has issued any Convertible Securities or Warrants?		NO*
c	Whether the Listed Entity has any shares against which depository receipts are issued?		NO*
d	Whethere the Listed Entity has any shares in locked-in?		NO*
e	Whethere any shares held by promoters are pledge or otherwise encumbered?		NO*

*if the Listed Entity selectes the option 'NO' for the questions above, the columns for the partly paid up shares, Outstanding Convertible Securities/Warrants, depository receipts, locked-in shares, No of shares pledged or otherwise encumbered by promoters, as applicable, shall not be displayed at the time of dissemination on the Stock Exchange website. Also wherever there is 'No' declared by Listed entity in above table the values will be considered as 'Zero' by default on submission of the format of holding of specified securities.

- 5 The tabular format for disclosure of holding of specified securities is as follows:




Table I - Summary Statement holding of specified securities

Category	Category of Shareholder	No of Shareholders	No of fully paid up equity shares held	No of Partly paid up equity shares held	No of Shares Underlying Depository Receipts	Total No of Shares Held (VII) = (IV)+(V)+(VI)	Shareholding as a % of total no of shares (As a % of (A+B+C2))	Number of Voting Rights held in each class of securities			No of Shares Underlying Outstanding convertible securities (Including Warrants)	Shareholding as a % assuming full conversion of convertible Securities (as a percentage of diluted share capital)	Number of Locked in Shares		Number of Shares pledged or otherwise encumbered		Number of equity shares held in dematerialized form	
								No of Voting Rights		Total as a % of (A+B+C)			No.	As a % of total Shares	No.	As a % of total Shares held		
								Class X	Class Y									Total
(i)	(ii)	(iii)	(iv)	(v)	(vi)	(vii)	(viii)	(ix)			(x)	(xi)	(xii)		(xiii)	(xiv)		
(A)	Promoter & Promoter Group	5	3723000	0	0	3723000	73.71	3723000	0	3723000	73.71	0	73.71	0	0.00	0	0.00	3723000
(B)	Public	2876	1327600	0	0	1327600	26.29	1327600	0	1327600	26.29	0	26.29	0	0.00	NA	NA	1326243
(C)	Non Promoter-Non Public																	
(C1)	Shares underlying DRs	0	0	0	0	0	NA	0	0	0	0.00	0	NA	0	0.00	NA	NA	0
(C2)	Shares held by Employes Trusts	0	0	0	0	0	0.00	0	0	0	0.00	0	0.00	0	0.00	NA	NA	0
	Total:	2881	5050600	0	0	5050600	100.00	5050600	0	5050600	100.00	0	100.00	0	0.00	0	0.00	5049243



Table II - Statement showing shareholding pattern of the Promoter and Promoter Group

Category	Category & Name of the Shareholder	PAN	No of Shareholders	No of fully paid up equity shares held	No of Partly paid-up equity shares held	No of Shares Underlying Depository Receipts	Total No of Shares Held (IV+V+VI)	Shareholding as a % of total no of shares (calculated as per SCRR, 1957 (VII) As a % of (A+B+C2)	Number of Voting Rights held in each class of securities			No of Shares Underlying Outstanding convertible securities (including Warrants)	Shareholding as a % assuming full conversion of convertible Securities (as a percentage of diluted share capital) (VII)+(X) As a % of (A+B+C2)	Number of Locked in Shares		Number of Shares pledged or otherwise encumbered		Number of equity shares held in dematerialized form	
									No of Voting Rights					Total as a % of (A+B+C)	No.	As a % of total Shares held	No.		As a % of total Shares held
									Class X	Class Y	Total (IX)								
(I)	(II)	(III)	(IV)	(V)	(VI)	(VII)	(VIII)	(IX)	(X)	(XI)	(XII)	(XIII)	(XIV)						
(1)	Indian																		
(a)	Individuals/Hindu undivided Family		5	3723000	0	0	3723000	73.71	3723000	0	3723000	73.71	0	73.71	0	0.00	0	0.00	3723000
	PRABHA DEVI TODI	ABPPT9496H	1	829000	0	0	829000	16.41	829000	0	829000	16.41	0	16.41	0	0.00	0	0.00	829000
	ASHOK KUMAR TODI	ABRPT5626R	1	746000	0	0	746000	14.77	746000	0	746000	14.77	0	14.77	0	0.00	0	0.00	746000
	PRADIP KUMAR TODI	ABTPT2696K	1	896500	0	0	896500	17.75	896500	0	896500	17.75	0	17.75	0	0.00	0	0.00	896500
	BIMLA DEVI TODI	ADKPT4560F	1	701000	0	0	701000	13.88	701000	0	701000	13.88	0	13.88	0	0.00	0	0.00	701000
	SHOBHA DEVI TODI	ADKPT6849F	1	550500	0	0	550500	10.90	550500	0	550500	10.90	0	10.90	0	0.00	0	0.00	550500
(b)	Central Government/State Government(s)		0	0	0	0	0	0.00	0	0	0	0.00	0	0.00	0	0.00	0	0.00	0
(c)	Financial Institutions/Banks		0	0	0	0	0	0.00	0	0	0	0.00	0	0.00	0	0.00	0	0.00	0
(d)	Any Other		0	0	0	0	0	0.00	0	0	0	0.00	0	0.00	0	0.00	0	0.00	0
	Sub-Total (A)(1)		5	3723000	0	0	3723000	73.71	3723000	0	3723000	73.71	0	73.71	0	0.00	0	0.00	3723000
(2)	Foreign																		
(a)	Individuals (Non-Resident Individuals/Foreign Individuals)		0	0	0	0	0	0.00	0	0	0	0.00	0	0.00	0	0.00	0	0.00	0
(b)	Government		0	0	0	0	0	0.00	0	0	0	0.00	0	0.00	0	0.00	0	0.00	0
(c)	Institutions		0	0	0	0	0	0.00	0	0	0	0.00	0	0.00	0	0.00	0	0.00	0
(d)	Foreign Portfolio Investor		0	0	0	0	0	0.00	0	0	0	0.00	0	0.00	0	0.00	0	0.00	0
(e)	Any Other		0	0	0	0	0	0.00	0	0	0	0.00	0	0.00	0	0.00	0	0.00	0
	Sub-Total (A)(2)		0	0	0	0	0	0.00	0	0	0	0.00	0	0.00	0	0.00	0	0.00	0
	Total Shareholding of Promoter and Promoter Group (A)=(A)(1)+(A)(2)		5	3723000	0	0	3723000	73.71	3723000	0	3723000	73.71	0	73.71	0	0.00	0	0.00	3723000



Table III - Statement showing shareholding pattern of the Public shareholder

Category	Category & Name of the Shareholder	PAN	No of Shareholders	No of fully paid up equity shares held	No of Partly paid-up equity shares held	No of Shares Underlying Depository Receipts	Total No of Shares Held (IV+V+VI)	Shareholding as a % of total no of shares (A+B+C2)	Number of Voting Rights held in each class of securities			No of Shares Underlying convertible securities (Including Warrants)	Shareholding as a % assuming full conversion of convertible Securities (as a percentage of diluted share capital)	Number of Locked In Shares		Number of Shares pledged or otherwise encumbered		Number of equity shares held in dematerialized form	
									No of Voting Rights		Total as a % of			No.	As a % of total	No.	As a % of total Shares		
									Class X	Class Y									Total
	(I)	(II)	(III)	(IV)	(V)	(VI)	(VII)	(VIII)	(IX)			(X)	(XI)	(XII)		(XIII)	(XIV)		
(1)	Institutions																		
(a)	Mutual Funds		0	0	0	0	0	0.00	0	0	0	0.00	0	0.00	0	0.00	NA	NA	0
(b)	Venture Capital Funds		0	0	0	0	0	0.00	0	0	0	0.00	0	0.00	0	0.00	NA	NA	0
(c)	Alternate Investment Funds		0	0	0	0	0	0.00	0	0	0	0.00	0	0.00	0	0.00	NA	NA	0
(d)	Foreign Venture Capital Investors		0	0	0	0	0	0.00	0	0	0	0.00	0	0.00	0	0.00	NA	NA	0
(e)	Foreign Portfolio Investors		0	0	0	0	0	0.00	0	0	0	0.00	0	0.00	0	0.00	NA	NA	0
(f)	Financial Institutions/Banks		0	0	0	0	0	0.00	0	0	0	0.00	0	0.00	0	0.00	NA	NA	0
(g)	Insurance Companies		0	0	0	0	0	0.00	0	0	0	0.00	0	0.00	0	0.00	NA	NA	0
(h)	Provident Funds/Pension Funds		0	0	0	0	0	0.00	0	0	0	0.00	0	0.00	0	0.00	NA	NA	0
(i)	Any Other																		
	Sub Total (B)(1)		0	0	0	0	0	0.00	0	0	0	0.00	0	0.00	0	0.00	NA	NA	0
(2)	Central Government/State Government(s)/President of India		0	0	0	0	0	0.00	0	0	0	0.00	0	0.00	0	0.00	NA	NA	0
	Sub Total (B)(2)		0	0	0	0	0	0.00	0	0	0	0.00	0	0.00	0	0.00	NA	NA	0
(3)	Non-Institutions																		
(a)	i. Individual shareholders holding nominal share capital up to Rs. 2 lakhs		2592	569212	0	0	569212	11.27	569212	0	569212	11.27	0	11.27	0	0.00	NA	NA	567855
	ii. Individual shareholders holding nominal share capital in excess of Rs. 2 Lakhs		2	69900	0	0	69900	1.38	69900	0	69900	1.38	0	1.38	0	0.00	NA	NA	69900
(b)	NBFCs Registered with RBI		1	575	0	0	575	0.01	575	0	575	0.01	0	0.01	0	0.00	NA	NA	575
(c)	Employee Trusts		0	0	0	0	0	0.00	0	0	0	0.00	0	0.00	0	0.00	NA	NA	0
(d)	Overseas Depositories (Holding DRs)(Balancing figure)		0	0	0	0	0	0.00	0	0	0	0.00	0	0.00	0	0.00	NA	NA	0
(e)	Any Other																		
	NON RESIDENT INDIANS		8	520	0	0	520	0.01	520	0	520	0.01	0	0.01	0	0.00	NA	NA	520
	CLEARING MEMBERS		65	2682	0	0	2682	0.05	2682	0	2682	0.05	0	0.05	0	0.00	NA	NA	2682
	BODIES CORPORATES		208	684711	0	0	684711	13.56	684711	0	684711	13.56	0	13.56	0	0.00	NA	NA	684711
	VENERABLE ADVERTISING PRIVATE LIMITED	AAACV8673M	1	131800	0	0	131800	2.61	131800	0	131800	2.61	0	2.61	0	0.00	NA	NA	131800
	ANCHOR FINSTOCK PRIVATE LIMITED	AABCA9974D	1	88300	0	0	88300	1.75	88300	0	88300	1.75	0	1.75	0	0.00	NA	NA	88300
	VALUEAD SECURITIES PRIVATE LIMITED	AABCV4445J	1	132000	0	0	132000	2.61	132000	0	132000	2.61	0	2.61	0	0.00	NA	NA	132000
	PANGHAT VANIJYA PRIVATE LIMITED	AAECP2925J	1	121800	0	0	121800	2.41	121800	0	121800	2.41	0	2.41	0	0.00	NA	NA	121800
	MANGALNIDHI MERCANTILE PRIVATE LIMITED	AAHCM2874J	1	89000	0	0	89000	1.76	89000	0	89000	1.76	0	1.76	0	0.00	NA	NA	89000
	Sub Total (B)(3)		2876	1327600	0	0	1327600	26.29	1327600	0	1327600	26.29	0	26.29	0	0.00			1326243
	Total Public Shareholding (B) = (B)(1)+(B)(2)+(B)(3)		2876	1327600	0	0	1327600	26.29	1327600	0	1327600	26.29	0	26.29	0	0.00			1326243




Table IV - Statement showing shareholding pattern of the Non Promoter - Non Public Shareholder

Category	Category & Name of the Shareholder	PAN	No of Shareholders	No of fully paid up equity shares held	No of Partly paid-up equity shares held	No of Shares Underlying Depository Receipts	Total No of Shares Held (IV+V+VI)	Shareholding as a % of total no of shares (A+B+C2)	Number of Voting Rights held in each class of securities			No of Shares Underlying Outstanding convertible securities (including Warrants)	Shareholding as a % assuming full conversion of convertible Securities (as a percentage of diluted share capital)	Number of Locked In Shares		Number of Shares pledged or otherwise encumbered		Number of equity shares held in dematerialized form	
									No of Voting Rights					Total as a % of (A+B+C)	No.	As a % of total Shares held	No.		As a % of total Shares
									Class X	Class Y	Total								
	(I)	(II)	(III)	(IV)	(V)	(VI)	(VII)	(VIII)	(IX)	(X)	(XI)	(XII)	(XIII)	(XIV)					
(1)	Custodian/DR Holder		0	0	0	0	0	0.00	0	0	0	0.00	0	0.00	NA	NA	0		
(2)	Employee Benefit Trust (under SEBI(Share based Employee Benefit) Regulations 2014)		0	0	0	0	0	0.00	0	0	0	0.00	0	0.00	NA	NA	0		
	Total Non-Promoter-Non Public Shareholding (C) = (C)(1)+(C)(2)		0	0	0	0	0	0.00	0	0	0	0.00	0	0.00			0		

