

Format of Holding of Specified securities

1. Name of Listed Entity: LUX INDUSTRIES LIMITED
2. Scrip Code/Name of Scrip/Class of Security: 539542, LUXIND, EQUITY SHARES
3. Share Holding Pattern Filed under: Reg. 31(1)(a)/Reg.31(1)(b)/Reg.31(1)(c)
 - a. if under 31(1)(b) then indicate the report for quarter ending 30/09/2019
 - b. if under 31(1)(c) then indicate date of allotment/extinguishment
4. Declaration : The Listed entity is required to submit the following declaration to the extent of submission of information:

	Particulars	YES*	NO*
a	Whether the Listed Entity has issued any partly paid up shares		
b	Whether the Listed Entity has issued any Convertible Securities or Warrants?		
c	Whether the Listed Entity has any shares against which depository receipts are issued?		
d	Whether the Listed Entity has any shares in locked-in?		
e	Whether any shares held by promoters are pledge or otherwise encumbered?		

*if the Listed Entity selects the option 'NO' for the questions above, the columns for the partly paid up shares, Outstanding Convertible Securities/Warrants, depository receipts, locked-in shares, No of shares pledged or otherwise encumbered by promoters, as applicable, shall not be displayed at the time of dissemination on the Stock Exchange website. Also wherever there is 'No' declared by Listed entity in above table the values will be considered as 'Zero' by default on submission of the format of holding of specified securities.

5. The tabular format for disclosure of holding of specified securities is as follows:




Table I - Summary Statement holding of specified securities

Category	Category of Shareholder	No of Shareholders	No of fully paid up equity shares held	No of Partly paid-up equity shares held	No of Shares Underlying Depository Receipts	Total No of Shares Held (VII) = (IV)+(V)+(VI)	Shareholding as a % of total no of shares (As a % of (A+B+C2))	Number of Voting Rights held in each class of securities			No of Shares Underlying Outstanding convertible securities (Including Warrants)	Shareholding as a % assuming full conversion of convertible Securities (as a percentage of diluted share capital)	Number of Locked in Shares		Number of Shares pledged or otherwise encumbered		Number of equity shares held in dematerialized form	
								No. of Voting Rights	Total as a % of (A+B+C)				No.	As a % of total Shares held	No.	As a % of total Shares held		
(I)	(II)	(III)	(IV)	(V)	(VI)	(VII)	(VIII)	Class X	Class Y	Total (IX)	(X)	(XI)	(XII)	(XIII)	(XIV)			
(A)	Promoter & Promoter Group	9	18615000	0	0	18615000	73.71	18615000	0	18615000	73.71	0	73.71	0	0.00	0	0.00	18615000
(B)	Public	11687	6638000	0	0	6638000	26.29	6638000	0	6638000	26.29	0	26.29	0	0.00	NA	NA	6635746
(C)	Non Promoter-Non Public																	
(C1)	Shares underlying DRs	0	0	0	0	0	NA	0	0	0	0.00	0	NA	0	0.00	NA	NA	0
(C2)	Shares held by Employees Trusts	0	0	0	0	0	0.00	0	0	0	0.00	0	0.00	0	0.00	NA	NA	0
	Total:	11696	25253000	0	0	25253000	100.00	25253000	0	25253000	100.00	0	100.00	0	0.00	0	0.00	25250746




Table II - Statement showing shareholding pattern of the Promoter and Promoter Group

Category	Category & Name of the Shareholder	PAN	No of Shareholders	No of fully paid up equity shares held	No of Partly paid-up equity shares held	No of Shares Underlying Depository Receipts	Total No of Shares Held (IV+V+VI)	Shareholding as a % of total no of shares (calculated as per SCRR, 1957 (VIII) As a % of (A+B+C2)	Number of Voting Rights held in each class of securities			No of Shares Underlying Outstanding convertible securities (Including Warrants)	Shareholding as a % assuming full conversion of convertible securities (as a percentage of diluted share capital) (VII)+(X) As a % of (A+B+C2)	Number of Locked in Shares		Number of Shares pledged or otherwise encumbered		Number of equity shares held in dematerialized form	
									Class X	Class Y	Total			No.	As a % of total Shares held	No.	As a % of total Shares held		
																			Total as a % of (A+B+C)
(i)	(ii)	(iii)	(iv)	(v)	(vi)	(vii)	(viii)	(ix)	(x)	(xi)	(xii)	(xiii)	(xiv)						
(1)	Indian																		
(a)	Individuals/Hindu undivided Family																		
	PRABHA DEVI TODI	ABPT79496H	9	18615000	0	0	18615000	73.71	18615000	0	18615000	73.71	0	73.71	0	0.00	0	0.00	18615000
	ASHOK KUMAR TODI	ABRP15626R	1	3723000	0	0	3723000	14.74	3723000	0	3723000	14.74	0	14.74	0	0.00	0	0.00	3723000
	PRADIP KUMAR TODI	ABTP12696K	1	4482500	0	0	4482500	17.75	4482500	0	4482500	17.75	0	17.75	0	0.00	0	0.00	4482500
	NEHA TODI	ABHPT2798C	1	50000	0	0	50000	0.20	50000	0	50000	0.20	0	0.20	0	0.00	0	0.00	50000
	BIMLA DEVI TODI	ADKPT4560F	1	3505000	0	0	3505000	13.88	3505000	0	3505000	13.88	0	13.88	0	0.00	0	0.00	3505000
	SACHHA DEVI TODI	ADKPT6849F	1	2752500	0	0	2752500	10.90	2752500	0	2752500	10.90	0	10.90	0	0.00	0	0.00	2752500
	SHILPA PANKAJKUMAR AGARWAL	AEEPAS397I	1	50000	0	0	50000	0.20	50000	0	50000	0.20	0	0.20	0	0.00	0	0.00	50000
	LUJIT TODI	AGPPT6750E	1	186000	0	0	186000	0.74	186000	0	186000	0.74	0	0.74	0	0.00	0	0.00	186000
	SAKET TODI	AGPPT6789M	1	136000	0	0	136000	0.54	136000	0	136000	0.54	0	0.54	0	0.00	0	0.00	136000
(b)	Central Government/State Government(s)		0	0	0	0	0	0.00	0	0	0	0.00	0	0.00	0	0.00	0	0.00	0
(c)	Financial Institutions/Banks		0	0	0	0	0	0.00	0	0	0	0.00	0	0.00	0	0.00	0	0.00	0
(d)	Any Other		0	0	0	0	0	0.00	0	0	0	0.00	0	0.00	0	0.00	0	0.00	0
	Sub-Total (A)(1)		9	18615000	0	0	18615000	73.71	18615000	0	18615000	73.71	0	73.71	0	0.00	0	0.00	18615000
(2)	Foreign																		
(a)	Individuals (Non-Resident Individuals/Foreign Individual)		0	0	0	0	0	0.00	0	0	0	0.00	0	0.00	0	0.00	0	0.00	0
(b)	Government		0	0	0	0	0	0.00	0	0	0	0.00	0	0.00	0	0.00	0	0.00	0
(c)	Institutions		0	0	0	0	0	0.00	0	0	0	0.00	0	0.00	0	0.00	0	0.00	0
(d)	Foreign Portfolio Investor		0	0	0	0	0	0.00	0	0	0	0.00	0	0.00	0	0.00	0	0.00	0
(e)	Any Other		0	0	0	0	0	0.00	0	0	0	0.00	0	0.00	0	0.00	0	0.00	0
	Sub-Total (A)(2)		0	0	0	0	0	0.00	0	0	0	0.00	0	0.00	0	0.00	0	0.00	0
	Total Shareholding of Promoter and Promoter Group		9	18615000	0	0	18615000	73.71	18615000	0	18615000	73.71	0	73.71	0	0.00	0	0.00	18615000




Table III - Statement showing shareholding pattern of the Public shareholder

Category	Category & Name of the Shareholder	PAN	No of Shareholders	No of fully paid up equity shares held	No of Partly paid-up equity shares held	No of Shares Underlying Depository Receipts	Total No of Shares Held (IV+V+VI)	Shareholding as a % of total no of shares (A+B+C2)	Number of Voting Rights held in each class of securities			No of Shares Outstanding convertible securities (Including Warrants)	Shareholding as a % assuming full conversion of convertible Securities (as a percentage of diluted share capital)	Number of Locked in Shares		Number of Shares pledged or otherwise encumbered		Number of equity shares held in dematerialized form	
									No of Voting Rights		Total as a % of (A+B+C)			No.	As a % of total Shares held	No.	As a % of total Shares held		
									Class X	Class Y									Total
	(I)	(II)	(III)	(IV)	(V)	(VI)	(VII)	(VIII)	(IX)			(X)	(XI)	(XII)		(XIII)	(XIV)		
(1)	Institutions																		
(a)	Mutual Funds		3	663403	0	0	663403	2.63	663403	0	663403	2.63	0	2.63	0	0.00	NA	NA	663403
	KOTAK SMALL CAP FUND	AAATK4475F	1	663114	0	0	663114	2.63	663114	0	663114	2.63	0	2.63	0	0.00	NA	NA	663114
(b)	Venture Capital Funds		0	0	0	0	0	0.00	0	0	0	0.00	0	0.00	0	0.00	NA	NA	0
(c)	Alternate Investment Funds		0	0	0	0	0	0.00	0	0	0	0.00	0	0.00	0	0.00	NA	NA	0
(d)	Foreign Venture Capital Investors		0	0	0	0	0	0.00	0	0	0	0.00	0	0.00	0	0.00	NA	NA	0
(e)	Foreign Portfolio Investors		0	0	0	0	0	0.00	0	0	0	0.00	0	0.00	0	0.00	NA	NA	0
(f)	Financial Institutions/Banks		22	367019	0	0	367019	1.45	367019	0	367019	1.45	0	1.45	0	0.00	NA	NA	367019
(g)	Insurance Companies		2	8842	0	0	8842	0.04	8842	0	8842	0.04	0	0.04	0	0.00	NA	NA	8842
(h)	Provident Funds/Pension Funds		0	0	0	0	0	0.00	0	0	0	0.00	0	0.00	0	0.00	NA	NA	0
(i)	Any Other		0	0	0	0	0	0.00	0	0	0	0.00	0	0.00	0	0.00	NA	NA	0
	Sub Total (B)(1)		27	1039264	0	0	1039264	4.12	1039264	0	1039264	4.12	0	4.12	0	0.00	NA	NA	1039264
(2)	Central Government/State Government(s)/President of India		0	0	0	0	0	0.00	0	0	0	0.00	0	0.00	0	0.00	NA	NA	0
	Sub Total (B)(2)		0	0	0	0	0	0.00	0	0	0	0.00	0	0.00	0	0.00	NA	NA	0
(3)	Non-Institutions		0	0	0	0	0	0.00	0	0	0	0.00	0	0.00	0	0.00	NA	NA	0
(a)	i. Individual shareholders holding nominal share capital up to Rs.2 lakhs		11138	2551414	0	0	2551414	10.10	2551414	0	2551414	10.10	0	10.10	0	0.00	NA	NA	2549160
	ii. Individual shareholders holding nominal share capital in excess of Rs.		1	101000	0	0	101000	0.40	101000	0	101000	0.40	0	0.40	0	0.00	NA	NA	101000
(b)	NBFCs Registered with RBI		2	54600	0	0	54600	0.22	54600	0	54600	0.22	0	0.22	0	0.00	NA	NA	54600
(c)	Employee Trusts		0	0	0	0	0	0.00	0	0	0	0.00	0	0.00	0	0.00	NA	NA	0
(d)	Overseas Depositories (Holding DRs)(Balancing figure)		0	0	0	0	0	0.00	0	0	0	0.00	0	0.00	0	0.00	NA	NA	0
(e)	Any Other		0	0	0	0	0	0.00	0	0	0	0.00	0	0.00	0	0.00	NA	NA	0
	TRUSTS		6	4098	0	0	4098	0.02	4098	0	4098	0.02	0	0.02	0	0.00	NA	NA	4098
	ALTERNATIVE INVESTMENT FUND		2	305086	0	0	305086	1.21	305086	0	305086	1.21	0	1.21	0	0.00	NA	NA	305086
	ABAKKUS GROWTH FUND-1	AAGTA6549L	1	304300	0	0	304300	1.21	304300	0	304300	1.21	0	1.21	0	0.00	NA	NA	304300
	NON RESIDENT INDIANS		97	55823	0	0	55823	0.22	55823	0	55823	0.22	0	0.22	0	0.00	NA	NA	55823
	CLEARING MEMBERS		45	8177	0	0	8177	0.03	8177	0	8177	0.03	0	0.03	0	0.00	NA	NA	8177
	NON RESIDENT INDIAN NON REPATRIABLE		59	30556	0	0	30556	0.12	30556	0	30556	0.12	0	0.12	0	0.00	NA	NA	30556
	BODIES CORPORATES		309	2484277	0	0	2484277	9.84	2484277	0	2484277	9.84	0	9.84	0	0.00	NA	NA	2484277
	PANGHAT VANIYA PRIVATE LIMITED	AAECP2925J	1	609000	0	0	609000	2.41	609000	0	609000	2.41	0	2.41	0	0.00	NA	NA	609000
	MANGALNIDHI MERCANTILE PRIVATE LIMITED	AAHCM2874J	1	445000	0	0	445000	1.76	445000	0	445000	1.76	0	1.76	0	0.00	NA	NA	445000
	IEPF		1	3705	0	0	3705	0.01	3705	0	3705	0.01	0	0.01	0	0.00	NA	NA	3705
	Sub Total (B)(3)		11660	5598736	0	0	5598736	22.17	5598736	0	5598736	22.17	0	22.17	0	0.00	NA	NA	5596482
	Total Public Shareholding (B) = (B)(1)+(B)(2)+(B)(3)		11687	6638000	0	0	6638000	26.29	6638000	0	6638000	26.29	0	26.29	0	0.00	NA	NA	6635746






Table IV - Statement showing shareholding pattern of the Non Promoter - Non Public Shareholder

Category	Category & Name of the Shareholder	PAN	No of Shareholders	No of fully paid up equity shares held	No of Partly paid-up equity shares held	No of Shares Underlying Depository Receipts	Total No of Shares Held (V+V+VI)	Shareholding as a % of total no of shares (A+B+C2)	Number of Voting Rights held in each class of securities			No of Shares Underlying Outstanding convertible securities (including Warrants)	Shareholding as a % assuming full conversion of convertible Securities (as a percentage of diluted share capital)	Number of Locked In Shares		Number of Shares pledged or otherwise encumbered		Number of equity shares held in dematerialized form	
									No of Voting Rights		Total as a % of (A+B+C)			No.	As a % of total Shares held	No.	As a % of total Shares held		
									Class X	Class Y									Total
(1)	(II)	(III)	(IV)	(V)	(VI)	(VII)	(VIII)	(IX)			(X)	(XI)	(XII)	(XIII)	(XIV)	(XV)			
	Custodian/DR Holder		0	0	0	0	0	0.00	0	0	0	0.00	0	0.00	0	0.00	NA	NA	0
	Employee Benefit Trust (under SEBI (Share based Employee Benefit) Regulations 2014)		0	0	0	0	0	0.00	0	0	0	0.00	0	0.00	0	0.00	NA	NA	0
	Total Non-Promoter-Non Public Shareholding [C] = [C](1)+[C](2)		0	0	0	0	0	0.00	0	0	0	0.00	0	0.00	0	0.00			0



Details of the shareholders acting as persons in Concert including their Shareholding:			
Name of Shareholder	Name of PAC	No of shares	Holding%
Total:		0	0



Details of Shares which remain unclaimed may be given hear along with details such as number of shareholders,	
No of Shareholders	No of shares

