

Format of Holding of Specified securities

1. Name of Listed Entity:LUX INDUSTRIES LIMITED
2. Scrip Code/Name of Scrip/Class of Security:539542,LUXIND,EQUITY SHARES
3. Share Holding Pattern Filed under: Reg. 31(1)(a)/Reg.31(1)(b)/Reg.31(1)(c)
 - a. if under 31(1)(b) then indicate the report for quarter ending 30/06/2019
 - b. if under 31(1)(c) then indicate date of allotment/extinguishment
4. Declaration : The Listed entity is required to submit the following declaration to the extent of submission of information:

Particulars	YES*	NO*
a Whether the Listed Entity has issued any partly paid up shares		
b Whether the Listed Entity has issued any Convertible Securities or Warrants?		
c Whether the Listed Entity has any shares against which depository receipts are issued?		
d Whether the Listed Entity has any shares in locked-in?		
e Whether any shares held by promoters are pledge or otherwise encumbered?		

*if the Listed Entity selects the option 'NO' for the questions above, the columns for the partly paid up shares, Outstanding Convertible Securities/Warrants, depository receipts, locked-in shares, No of shares pledged or otherwise encumbered by promoters, as applicable, shall not be displayed at the time of dissemination on the Stock Exchange website. Also wherever there is 'No' declared by Listed entity in above table the values will be considered as 'Zero' by default on submission of the format of holding of specified securities.

- 5 The tabular format for disclosure of holding of specified securities is as follows:




Table I - Summary Statement holding of specified securities

Category	Category of Shareholder	No of Shareholders	No of fully paid up equity shares held	No of Partly paid-up equity shares held	No of Shares Underlying Depository Receipts	Total No of Shares Held (VII) = (IV)+(V)+(VI)	Shareholding as a % of total no of shares (As a % of (A+B+C2))	Number of Voting Rights held in each class of securities			No of Shares Underlying Outstanding convertible securities (including Warrants)	Shareholding as a % assuming full conversion of convertible Securities (as a percentage of diluted share capital)	Number of Locked In Shares		Number of Shares pledged or otherwise encumbered		Number of equity shares held in dematerialized form	
								No of Voting Rights		Total as a % of (A+B+C)			No.	As a % of total Shares held	No.	As a % of total Shares held		
								Class X	Class Y									Total
(I)	(II)	(III)	(IV)	(V)	(VI)	(VII)	(VIII)	(IX)			(X)	(XI)	(XII)		(XIII)	(XIV)		
(A)	Promoter & Promoter Group	9	18615000	0	0	18615000	73.71	18615000	0	18615000	73.71	0	73.71	0	0.00	0	0.00	18615000
(B)	Public	11912	6638000	0	0	6638000	26.29	6638000	0	6638000	26.29	0	26.29	0	0.00	NA	NA	6635751
(C)	Non Promoter-Non Public																	
(C1)	Shares underlying DRs	0	0	0	0	0	NA	0	0	0	0.00	0	NA	0	0.00	NA	NA	0
(C2)	Shares held by Employes Trusts	0	0	0	0	0	0.00	0	0	0	0.00	0	0.00	0	0.00	NA	NA	0
	Total:	11921	25253000	0	0	25253000	100.00	25253000	0	25253000	100.00	0	100.00	0	0.00	0	0.00	25250751




Table II - Statement showing shareholding pattern of the Promoter and Promoter Group

Category	Category & Name of the Shareholder	PAN	No of Shareholders	No of fully paid up equity shares held	No of Partly paid-up equity shares held	No of Shares Underlying Depository Receipts	Total No of Shares Held (IV+V+VI)	Shareholding as a % of total no of shares (calculated as per SCRR, 1957 (VIII) As a % of (A+B+C2)	Number of Voting Rights held in each class of securities			No of Shares Underlying Outstanding convertible securities (including Warrants)	Shareholding as a % assuming full conversion of convertible Securities (as a percentage of diluted share capital) (VII)+(X) As a % of (A+B+C2)	Number of Locked in Shares		Number of Shares pledged or otherwise encumbered		Number of equity shares held in dematerialized form	
									No of Voting Rights		Total as a % of (A+B+C)			No.	As a % of total Shares held	No.	As a % of total Shares held		
									Class X	Class Y	Total								
(I)	(II)	(III)	(IV)	(V)	(VI)	(VII)	(VIII)	(IX)	(X)	(XI)	(XII)	(XIII)	(XIV)						
(1)	Indian																		
(a)	Individuals/Hindu undivided Family		9	18615000	0	0	18615000	73.71	18615000	0	18615000	73.71	0	73.71	0	0.00	0	0.00	18615000
	PRABHA DEVI TODI	ABPPT9496H	1	3723000	0	0	3723000	14.74	3723000	0	3723000	14.74	0	14.74	0	0.00	0	0.00	3723000
	ASHOK KUMAR TODI	ABRPT5626R	1	3730000	0	0	3730000	14.77	3730000	0	3730000	14.77	0	14.77	0	0.00	0	0.00	3730000
	PRADIP KUMAR TODI	ABTPT2696K	1	4482500	0	0	4482500	17.75	4482500	0	4482500	17.75	0	17.75	0	0.00	0	0.00	4482500
	NEHA TODI	ADHPT2798Q	1	50000	0	0	50000	0.20	50000	0	50000	0.20	0	0.20	0	0.00	0	0.00	50000
	BIMLA DEVI TODI	ADKPT4560F	1	3505000	0	0	3505000	13.88	3505000	0	3505000	13.88	0	13.88	0	0.00	0	0.00	3505000
	SHOBHA DEVI TODI	ADKPT6849F	1	2752500	0	0	2752500	10.90	2752500	0	2752500	10.90	0	10.90	0	0.00	0	0.00	2752500
	SHILPA PANKAJKUMAR AGARWAL	AEEPAS397J	1	50000	0	0	50000	0.20	50000	0	50000	0.20	0	0.20	0	0.00	0	0.00	50000
	UDIT TODI	AGIPT6750E	1	186000	0	0	186000	0.74	186000	0	186000	0.74	0	0.74	0	0.00	0	0.00	186000
	SAKET TODI	AGIPT6789M	1	136000	0	0	136000	0.54	136000	0	136000	0.54	0	0.54	0	0.00	0	0.00	136000
(b)	Central Government/State Government(s)		0	0	0	0	0	0.00	0	0	0	0.00	0	0.00	0	0.00	0	0.00	0
(c)	Financial Institutions/Banks		0	0	0	0	0	0.00	0	0	0	0.00	0	0.00	0	0.00	0	0.00	0
(d)	Any Other		0	0	0	0	0	0.00	0	0	0	0.00	0	0.00	0	0.00	0	0.00	0
	Sub-Total [A](1)		9	18615000	0	0	18615000	73.71	18615000	0	18615000	73.71	0	73.71	0	0.00	0	0.00	18615000
(2)	Foreign																		
(a)	Individuals (Non-Resident Individuals/Foreign Individuals)		0	0	0	0	0	0.00	0	0	0	0.00	0	0.00	0	0.00	0	0.00	0
(b)	Government		0	0	0	0	0	0.00	0	0	0	0.00	0	0.00	0	0.00	0	0.00	0
(c)	Institutions		0	0	0	0	0	0.00	0	0	0	0.00	0	0.00	0	0.00	0	0.00	0
(d)	Foreign Portfolio Investor		0	0	0	0	0	0.00	0	0	0	0.00	0	0.00	0	0.00	0	0.00	0
(e)	Any Other		0	0	0	0	0	0.00	0	0	0	0.00	0	0.00	0	0.00	0	0.00	0
	Sub-Total [A](2)		0	0	0	0	0	0.00	0	0	0	0.00	0	0.00	0	0.00	0	0.00	0
	Total Shareholding of Promoter and Promoter Group (A)=(A)(1)+(A)(2)		9	18615000	0	0	18615000	73.71	18615000	0	18615000	73.71	0	73.71	0	0.00	0	0.00	18615000




Table III - Statement showing shareholding pattern of the Public shareholder

Category	Category & Name of the Shareholder	PAN	No of Shareholders	No of fully paid up equity shares held	No of Partly paid-up equity shares held	No of Shares Underlying Depository Receipts	Total No of Shares Held (IV+V+VI)	Shareholding as a % of total no of shares (A+B+C2)	Number of Voting Rights held in each class of securities			No of Shares Underlying Outstanding convertible securities (Including Warrants)	Shareholding as a % assuming full conversion of convertible Securities (as a percentage of diluted share capital)	Number of Locked in Shares		Number of Shares pledged or otherwise encumbered		Number of equity shares held in dematerialized form	
									No of Voting Rights		Total as a % of (A+B+C)			No.	As a % of total Shares held	No.	As a % of total Shares held		
									Class X	Class Y	Total								
	(I)	(II)	(III)	(IV)	(V)	(VI)	(VII)	(VIII)	(IX)	(X)	(XI)	(XII)	(XIII)	(XIV)					
(1)	Institutions																		
(a)	Mutual Funds		2	541506	0	0	541506	2.14	541506	0	541506	2.14	0	2.14	0	0.00	NA	NA	541506
	KOTAK SMALL CAP FUND	AAATK4475F	1	541492	0	0	541492	2.14	541492	0	541492	2.14	0	2.14	0	0.00	NA	NA	541492
(b)	Venture Capital Funds		0	0	0	0	0	0.00	0	0	0	0.00	0	0.00	0	0.00	NA	NA	0
(c)	Alternate Investment Funds		0	0	0	0	0	0.00	0	0	0	0.00	0	0.00	0	0.00	NA	NA	0
(d)	Foreign Venture Capital Investors		0	0	0	0	0	0.00	0	0	0	0.00	0	0.00	0	0.00	NA	NA	0
(e)	Foreign Portfolio Investors		21	396745	0	0	396745	1.57	396745	0	396745	1.57	0	1.57	0	0.00	NA	NA	396745
(f)	Financial Institutions/Banks		2	9861	0	0	9861	0.04	9861	0	9861	0.04	0	0.04	0	0.00	NA	NA	9861
(g)	Insurance Companies		0	0	0	0	0	0.00	0	0	0	0.00	0	0.00	0	0.00	NA	NA	0
(h)	Provident Funds/Pension Funds		0	0	0	0	0	0.00	0	0	0	0.00	0	0.00	0	0.00	NA	NA	0
(i)	Any Other																		
	Sub Total (B)(1)		25	948112	0	0	948112	3.75	948112	0	948112	3.75	0	3.75	0	0.00	NA	NA	948112
(2)	Central Government/State Government(s)/President of India		0	0	0	0	0	0.00	0	0	0	0.00	0	0.00	0	0.00	NA	NA	0
	Sub Total (B)(2)		0	0	0	0	0	0.00	0	0	0	0.00	0	0.00	0	0.00	NA	NA	0
(3)	Non-Institutions																		
(a)	i.Individual shareholders holding nominal share capital up to Rs.2 lakhs		11290	2495455	0	0	2495455	9.88	2495455	0	2495455	9.88	0	9.88	0	0.00	NA	NA	2495206
	ii.Individual shareholders holding nominal share capital in excess of Rs. 2		1	101000	0	0	101000	0.40	101000	0	101000	0.40	0	0.40	0	0.00	NA	NA	101000
(b)	NBFCs Registered with RBI		4	52080	0	0	52080	0.21	52080	0	52080	0.21	0	0.21	0	0.00	NA	NA	52080
(c)	Employee Trusts		0	0	0	0	0	0.00	0	0	0	0.00	0	0.00	0	0.00	NA	NA	0
(d)	Overseas Depositories (Holding DRs)(Balancing figure)		0	0	0	0	0	0.00	0	0	0	0.00	0	0.00	0	0.00	NA	NA	0
(e)	Any Other																		
	TRUSTS		6	4240	0	0	4240	0.02	4240	0	4240	0.02	0	0.02	0	0.00	NA	NA	4240
	ALTERNATIVE INVESTMENT FUND		3	305294	0	0	305294	1.21	305294	0	305294	1.21	0	1.21	0	0.00	NA	NA	305294
	ABAKKUS GROWTH FUND-1	AAGTA6549L	1	304300	0	0	304300	1.21	304300	0	304300	1.21	0	1.21	0	0.00	NA	NA	304300
	NON RESIDENT INDIANS		94	53261	0	0	53261	0.21	53261	0	53261	0.21	0	0.21	0	0.00	NA	NA	53261
	CLEARING MEMBERS		48	7781	0	0	7781	0.03	7781	0	7781	0.03	0	0.03	0	0.00	NA	NA	7781
	NON RESIDENT INDIAN NON REPATRIABLE		61	32073	0	0	32073	0.13	32073	0	32073	0.13	0	0.13	0	0.00	NA	NA	32073
	BODIES CORPORATES		379	2634999	0	0	2634999	10.43	2634999	0	2634999	10.43	0	10.43	0	0.00	NA	NA	2634999
	PANGHAT VANIYA PRIVATE LIMITED	AAECP2925J	1	609000	0	0	609000	2.41	609000	0	609000	2.41	0	2.41	0	0.00	NA	NA	609000
	MANGALNIDHI MERCANTILE PRIVATE LIMITED	AAHCM2874J	1	445000	0	0	445000	1.76	445000	0	445000	1.76	0	1.76	0	0.00	NA	NA	445000
	J E P F		1	3705	0	0	3705	0.01	3705	0	3705	0.01	0	0.01	0	0.00	NA	NA	3705
	Sub Total (B)(3)		11887	5689888	0	0	5689888	22.53	5689888	0	5689888	22.53	0	22.53	0	0.00	NA	NA	5687639
	Total Public Shareholding (B) = (B)(1)+(B)(2)+(B)(3)		11912	6638000	0	0	6638000	26.29	6638000	0	6638000	26.29	0	26.29	0	0.00	NA	NA	6635751






Table IV - Statement showing shareholding pattern of the Non Promoter - Non Public Shareholder

Category	Category & Name of the Shareholder	PAN	No of Shareholders	No of fully paid up equity shares held	No of Partly paid-up equity shares held	No of Shares Underlying Depository Receipts	Total No of Shares Held ((V+V+VI)	Shareholding as a % of total no of shares (A+B+C2)	Number of Voting Rights held in each class of securities			No of Shares Underlying Outstanding convertible securities (Including Warrants)	Shareholding as a % assuming full conversion of convertible Securities (as a percentage of diluted share capital)	Number of Locked in Shares		Number of Shares pledged or otherwise encumbered		Number of equity shares held in dematerialized form	
									No of Voting Rights		Total as a % of (A+B+C)			No.	As a % of total Shares held	No.	As a % of total Shares held		
									Class X	Class Y									Total
	(I)	(II)	(III)	(IV)	(V)	(VI)	(VII)	(VIII)	(IX)	(X)	(XI)	(XII)	(XIII)	(XIV)					
(1)	Custodian/DR Holder		0	0	0	0	0	0.00	0	0	0	0.00	0	0.00	0	0.00	NA	NA	0
(2)	Employee Benefit Trust (under SEBI(Share based Employee Benefit) Reg.		0	0	0	0	0	0.00	0	0	0	0.00	0	0.00	0	0.00	NA	NA	0
	Total Non-Promoter-Non Public Shareholding (C) = (C)1+(C)2		0	0	0	0	0	0.00	0	0	0	0.00	0	0.00	0	0.00			0



Details of the shareholders acting as persons in Concert including their Shareholding:			
Name of Shareholder	Name of PAC	No of shares	Holding%
Total:		0	0



Details of Shares which remain unclaimed may be given hear along with details such as number of shareholders,	
No of Shareholders	No of shares

